

The Circular

PRESIDENT'S MESSAGE

FCQ Officers

President

Sharon Rhoton

Thursday

Vice President

Nancy Meier

Secretary

Mary McCahill

Treasurer

Eleanor Howe

Monday

Vice President

Kenzie Preston

Secretary

Jane Scott

Treasurer

Jeanette Cocker

I am so proud to be part of Faithful Circle Quilters. The generosity of our members always amazes me. People happily give of their time, money, and possessions to help others. We raised \$1,950 in 45 minutes of silent bidding (well, the bidding was silent; the room certainly wasn't!) on October 5, with the money going to support First Presbyterian Church's Thanksgiving baskets program, which helps local families. That wouldn't have been possible without the generosity of our members - the people who donated or bid on items, made monetary contributions, helped set up beforehand and finish up afterward, and even those who weren't there but wished us success.

And that isn't all our members do. Meetings where we work on Love Quilts are routinely the most heavily attended meetings each month. In addition to tying the quilts or laying them out during the meeting time, people also take them home and work on them at home, sewing down bindings and attaching labels. Plus, people donated approximately \$1,100 with the membership applications, for batting and other expenses.

And that still isn't all our members do. We also make quilts and sell raffle tickets to support breast cancer research; make anxiety quilts, tote bags, and more through Caring Hands; make wounded

soldier quilts; and some members even teach quilting in a women's prison. And I'm sure there's more I haven't mentioned. Wow ... I knew I was proud to be a part of this group when I started writing this. I'm even more proud now that I've really thought about how much we do, and you should be proud, too.

MEMBERSHIP

Don't forget to pick up your new membership card and Member Directory at either a Monday or a Thursday meeting. And while you are picking up your directory, pick up your best friend's, too - that way we can save on mailing costs. New members or those who have requested name badges should also check to see if their badges are ready - there is usually always a bag full in the FCQ cabinet waiting to be claimed.

2010 EDUCATION LECTURES AND CLASSES

Mark your calendars:

Saturday, January 9 Workshop: Paula Golden
Sunday, January 10 Workshop: Paula Golden
Monday, January 11 Lecture: Paula Golden 7:30 p.m.

Saturday, February 13 Workshop: Debra Gabel

Thursday, March 25 - Lecture: Karen Kay Buckley 10:30 a.m.
Thursday, March 25 - Workshop: Karen Kay Buckley (3 hour)
Friday, March 26 - Workshop: Karen Kay Buckley (6 hour)

Sunday, April 11 - Workshop: Margaret Miller
Monday, April 12 - Workshop: Margaret Miller
Monday, April 12 - Lecture: Margaret Miller 7:30 p.m.

Thursday, May 6 - Lecture: Bonnie McCaffrey 10:30 a.m.
Thursday, May 6 - Workshop: Bonnie McCaffrey (5 hours)

Saturday, October 16 - Workshop: Didi Salvatierra
Monday, October 18 - Lecture: Didi Salvatierra 7:30 p.m.

DREAMING OF FOOD CHALLENGE

From Nancy Meier, Daytime VP

Just to repeat: Nancy has challenged all FCQ members to create a project that depicts a favorite food, a favorite recipe, or a yummy feeling of food. Your interpretation may be representational or abstract in whatever size and/or style you choose. Challenge items are due on March 1st and 4th, 2010.

QUILT SHOW PREP CONTINUES



Maria O'Haver has been providing the guild with mini-workshops on preparing quilts for entry into our 2010 quilt show. Her next demonstrations will be held on Monday, November 9th (8 p.m.) and Thursday, November 12th (11 a.m.). The topic is *Binding the Quilt*. Maria is busy running her own business, [Pangor Designs](#), so we very much appreciate all that she gives to the guild and to the Love Quilts project. Here, she shows us how to square off a quilt after quilting

and before binding.

FCQ E-QUILTERS

From Pam Wilson

Beth Allendoerfer, Bonnie Stapleton, Janet Pichet, and Pam Wilson are former FCQ members who now live in other states. They have formed a virtual quilt guild which "meets" every other month to learn new techniques and to sew blocks for various charity projects. In October, they made over 50 Christmas stockings, which they mailed to Peg McClelland for the First Presbyterian Church's holiday project. They are also making a round-robin quilt which will be donated to the Komen Foundation next fall.

The E-Quilters are looking for two new members to join them in 2010. If are moving or if you know of a quilter who might be interested, please send their names and email addresses to Pam Wilson (cyberpam@mindspring.com). She will invite them to join and explain how the group works. The only requirements are a sewing machine (stash is optional!) and about 3-4 hours of sewing time every other month. Former FCQ members, especially those who have relocated to other areas, will be given preference.

HEARTS AND HUGS FOR MEMBERS

Faithful Circle members send caring thoughts and special blocks to FCQ members - and in this case, FCQ special friends - who have been sick or are recovering from surgery:

Carolyn May has requested blue, green, or purple hearts on a white background

Anne Troy has requested any color batik hearts on a white background

Former member **Aurelia Dett** would like bright batik hearts on bright batik backgrounds

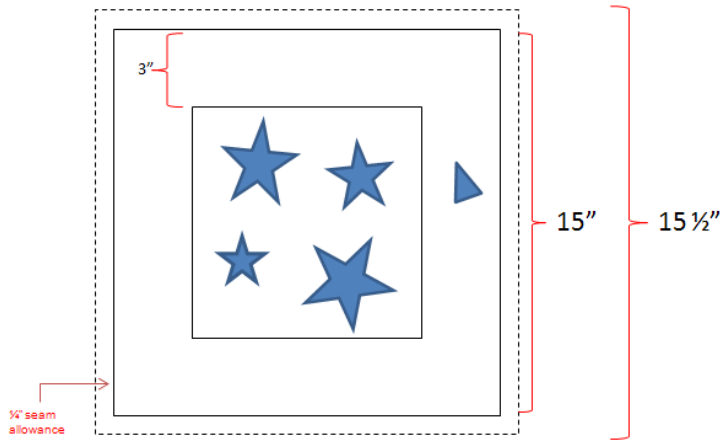
While not a member, many know **Mimi Dietrich**, who is also recovering from surgery. We thought it would be nice to send her blocks, too. Use a traditional Baltimore Album quilt color and fabric on a cream background. Patterns for hearts can be found on the FCQ website or use your own. Blocks should measure at least 6-1/2" unfinished.

2009-2010 ROUND ROBIN!

The next round of the Round Robin is due November 9th (Monday night group) or November 12th (Thursday day group)

Finished size: 15" square (15 ½" w/ quarter inch seam allowance)

Theme: Three inch border in which you portray your interpretation of triangles and blending / expanding the inner square.



THANK YOU FROM THE KOMEN QUILT RAFFLE CHAIRMAN

From Cathy Kelley ---

I want to take this opportunity to thank the Faithful Circle Quilters once again for the fantastic donation of 21 items for our Quilt Raffle for the Susan G. Komen Race for the Cure for 2009. Not only did you donate your time and materials for making the quilts, but you also bought and sold raffle tickets for the quilts. The dollar amount of the tickets you sold prior to my picking up the quilts was \$2009.00. Due to the cold and rain this year, that made a very big contribution because many people stayed home due to the weather. The total of 24 items in the 2009 Komen Quilt Raffle raised \$4986.00 this year.

I do have to tell you one story. A gentleman came to the race registration in Hunt Valley and was in a hurry on his lunch hour. He had one dollar in his hand and said 'There are so many beautiful quilts - I can't make up my mind'. I told him if he would trade that one dollar for \$20 he could get 24 tickets and put one in each container. Without even blinking he pulled out a twenty, but was in a hurry and asked me to put his name and number on the tickets. I did, and he was the winner of 'Pink Lemonade with a Twist of Lime'. He said that his wife's best friend just died of breast cancer at age 31 and he planned to give the quilt to her daughter.

Once again the Susan G. Komen MD Affiliate thanks you. Your efforts are appreciated and we are thrilled that you have already started on quilts for the 2010 race.

SPEAKING OF THE 2010 "KOMEN MD RACE FOR THE CURE" BREAST CANCER FUNDRAISER

From Leah Hurwich ---

It's not too early to start on the 2010 Komen Quilt Raffle items. Cathy Kelley of Susan G. Komen MD has asked us to help again by supplying quilts for the 2010 raffle. The fact that we also supply a matching travel size pillow for each quilt has been a big hit.

Members may choose to either make a quilt top and back, machine quilt it on either a home sewing machine or a quilting machine, sew on a binding, make a coordinating pillow cover (from a quilt's fabrics), or provide the complete quilt. We can also use batting, 12"x16" pillow forms, or backing fabric. A volunteer is also needed to store the items until they are turned over to the Komen rep.

Remember - not everyone wants a pink quilt. We need some 'guy' quilts, too. Make what you like - other people will also like it. Quilts should be lap size or bigger and should be turned in by mid-May, or you could plan to enter your quilt for display in the FCQ 2010 quilt show.

Please contact coordinator Leah Hurwich, if you have questions, or are planning to donate. Bring your completed quilt top/quilt/pillow cover to a guild meeting as early as possible so that we can take a photo for the FCQ Gallery. The Komen website will link to our gallery as soon as their 2010 Komen "Race Site" Page is completed, probably in March 2010. We will start selling raffle tickets in June. This is not a formal FCQ project, but it is a wonderful way to support the fight against breast cancer.

You can see quilts that FCQ members have already started for the 2010 Raffle, or quilts from past raffles: <http://www.faithfulcirclequilters.com/komen.htm>.

You can find more information on the Komen page of the FCQ website:
<http://www.faithfulcirclequilters.com/komen.htm>

UPCOMING QUILT SHOW - BUILDING A COMMUNITY, ONE STITCH AT A TIME

Where: Green Acres School in Rockville, MD

When: Saturday, November 21st, 10 a.m. - 6 p.m. and Sunday, November 22nd, 11 a.m. - 4 p.m.

The display quilts represent highlights in the community: births, marriages, retirements and are made by community members. Local fabric artist and quilter Karen Fricke will give a short talk on quilts at 1 p.m. on Saturday.

**Don't Forget: Pick up your raffle tickets for the
beautiful FCQ 2010 Raffle Quilt
Contact: Carol Roberts or Alka Mital**

MEMBER BUSINESSES

Please visit the FCQ website, or individual member websites, for more information:

<p>John Anderson (443) 848-7367 questinghorse@yahoo.com</p>	<p>Quilting of your quilt top</p>
<p>Debra Gable Zebra Patterns (410) 531-9047 http://www.zebrapatterns.com debra@zebrapatterns.com</p>	<p>Quilt patterns, lectures, workshops</p>
<p>Julia Graves Special Occasion Quilts, LLC (301) 860-1376 http://www.soquilts.com juliagraves@verizon.net</p>	<p>Long-arm machine classes and rental on APQS Millennium, designing and creating custom quilts, quilting of your quilt top</p>
<p>Maria O'Haver Pangor Quilt Design (410) 750-3866 http://www.mariaohaver.com maria@mariaohaver.com</p>	<p>Long-arm quilting; quilt design; construction; basting; top finishing; and repair; T-shirt quilts; custom quilted apparel</p>
<p>Joyce Ritter (410) 465-7270 (443) 878-4491 (cell) joycerquilting@verizon.net</p>	<p>Quilting of your quilt top; quilt design; construction</p>
<p>Linda Schiffer Seminole Sampler Quilt Shop (410) 788-1720 (866) 407-2363 http://www.seminolesampler.com info@seminolesampler.com</p>	<p>Quilt shop at 71 Mellor Avenue in Catonsville, MD; large selection of fabrics, books, notions; classes</p>
<p>Susan Schreurs Memory Patch Quilt Repair & Restoration (301) 526-3439 (301) 570-0715 schreurs_ss@yahoo.com</p>	<p>Repair, restoration, or repurposing of hand-knits and other old and new treasures</p>
<p>Inge Stocklin Quilt Restoration and More (301) 490-3544 ingestocklin@comcast.net</p>	<p>Restoration, appraisals, and washing</p>

BOXED RICE FIELD BLOCK

Fabric:

Stripe: use the striped fabric from last month

Background 1: use a contrasting solid or near solid

Background 2: use a contrasting oriental

Directions:

1. From the Stripe fabric,
cut 16 pieces: $1\frac{1}{2}$ " square
From the background 1 fabric,
cut 8 pieces: $1\frac{1}{2}$ " by $4\frac{1}{2}$ " rectangle
cut 8 pieces: $1\frac{1}{2}$ " by $2\frac{1}{2}$ " rectangle
From the background 2 fabric,
cut 2 pieces: 1 " by $4\frac{1}{2}$ " rectangle
cut 1 piece: 1 " by 9 " rectangle
cut 2 pieces: $1\frac{1}{2}$ " by 9 " rectangle
cut 2 piece: $1\frac{1}{2}$ " by 11 " rectangle
2. Sew four 4-patch blocks as follows: Stitch two strip squares together with the stripe stitch perpendicular. Repeat with all remaining pairs. Press the seams to the horizontal stripe side. Stitch two rectangles together to make a square – making sure the stripes are perpendicular. See figure A. Trim each square to $2\frac{1}{2}$ " inch.




Figure A




Figure B

3. Frame each 4-patch with background 1 fabric. See figure B Trim each square to $4\frac{1}{2}$ " inch.
4. Construct the final block using figure C as a guide. The block is assembled in four sections, then in strips and the final border is added.
5. Square the block and trim to 11 " square for a $10\frac{1}{2}$ " inch finished size.



Figure C



Faithful Circle Quilters

Beth Bohac, Editor
P. O. Box 6231
Columbia, MD 21045

Email: editor@faithfulcirclequilters.com


Faithful Circle Quilters
welcomes anyone
interested in quilts and
quilting.

We meet on Monday
evenings
from 7 to 9 pm
and

Thursday mornings
from
10 am to 2 pm

At the
First Presbyterian
Church on
Rt. 108 at Rt. 29
Columbia, MD

Please come join us and
visit our web site at
www.faithfulcirclequilters.com



Betty Kilroy November Birthday List

- 03 Virginia Fry
- 09 Aurelia Dett
- 11 Mary McCahill
- 12 Robin Caruso
- 12 Maggie Nebel
- 12 Mary Ellen Williams
- 14 Emily Wheeler
- 24 Janette Tarr
- 27 Trish Loesch
- 28 Leah Hurwich

CALENDAR

- Nov 2 Monday evening Love Quilts
- Nov 4 Caring Hands (10 a.m. - 3 p.m.)
- Nov 5 Thursday Love Quilts
- Nov 7 FCQ Board meeting - all welcome
- Nov 9 & 12 Mini demo - binding your quilt
- Nov 16 Monday evening special Show & Tell:
Thanksgiving quilts

** NO Love Quilts in December