

# The Circular

## PRESIDENT'S MESSAGE

### FCQ Officers

**President**

Sharon Rhoton

**Thursday**

**Vice President**

Nancy Meier

**Secretary**

Mary McCahill

**Treasurer**

Eleanor Howe

**Monday**

**Vice President**

Kenzie Preston

**Secretary**

Jane Scott

**Treasurer**

Jeanette Cocker

I'm writing this on a cool Fall day, wearing jeans instead of shorts for the first time in several months, ready to head off to my son's high school Homecoming football game in a few hours. Although I am a warm weather person, I do enjoy the sights, sounds, and activities of Fall - football at all levels, falling leaves, Halloween costumes (and candy!), and, a little further out, Thanksgiving, with its family get-togethers and wonderful food. All of which is rich inspiration for our quilting - whether we use deep Fall colors in a traditional pattern for a bed quilt, appliqué leaves on a table runner, or make a Halloween wall hanging, the ideas are all around us this time of year.

This is also a great time of year for our newest challenge - Dreaming of Food. (See inside for details.) Keep it in mind as you nibble your way through tailgate parties, Halloween candy, Girl Scout cookies, and Thanksgiving meals - I expect lots of great ideas to emerge from Fall's bounty. And speaking of bounty, if you are reading this on or before October 5, I hope to see you at the Silent Auction that night, where we'll raise money for the church's Thanksgiving baskets program, thus sharing our own bounty with those less fortunate than ourselves.

Enjoy the Fall, and I hope it inspires you to create beautiful things!

## **SILENT AUCTION - OCTOBER 5TH FROM 7-9 P.M.**

Mark your calendars - Set-up for our Silent Auction will begin at 6:45 on Monday, October 5 in Lyle Buck Hall. Bidding will take place from 7:30 to 8:15, with checkout directly after. Bring your goodies for others to bid on, and your checkbook for your purchases. Cash donations are also welcome. Remember, all of the proceeds from the auction go directly towards the purchase of items for the church's Thanksgiving baskets program.

## **EDUCATION**

*From Sheva Farkas*

\*\*\* Please note: If you want to take these classes, please contact Sheva at [sbpowers@verizon.net](mailto:sbpowers@verizon.net) as soon as possible. If we have the demand, we can add a class on Friday. To see a sample of the class project, see the list of classes on her website at: [http://timidthimble.com/Forms/Class\\_Descriptions\\_Full\\_06-09\\_web.pdf](http://timidthimble.com/Forms/Class_Descriptions_Full_06-09_web.pdf)

### **Nancy Odom Lecture**

**Thursday, October 1, 10:30am**

Quilt designer, author, and teacher Nancy Odom will be presenting a lecture for FCQ. Nancy has appeared on three episodes of *Simply Quilts* with Alex Anderson and on *America Sews* with Sue Hausmann. She is a featured teacher and lecturer at quilt shows, quilt guilds, and quilt shops. Nancy's designs have also been featured in *McCall's Quilting Magazine* and *For The Love of Quilting* magazine. Nancy designed and quilted "A Mother's Legacy," the 2005 International Quilt Association donation quilt. She has also created quilts for P&B Textiles, Hoffman Fabrics, Benartex Fabrics, Bernina sewing machines, and Viking sewing machines.

### **Nancy Odom Classes**

**Thursday October 1, 2009, 1-4 pm**

#### **Hand Blanket-Stitch Appliqué Quilt**

All skill levels. Three hours. Kit fee \$12. Tuition \$25

Hand work gives us the freedom to take our work where ever we go. Nancy has a fun way of sharing her blanket-stitch and other hand embroidery stitches to give your appliqué block an individual look. Fabrics, pattern, needle, and threads included in your kit. No machine needed.

**Saturday October 3, 2009, 10 am - 4pm**

#### **Piece of My Heart Quilt**

Intermediate skill levels. Class Fee: \$50, Kit fee is additional

There's nothing like the warmth of yellow fabrics and the peaceful blues in this cozy quilt. Enjoy a delightful and relaxing day of piecing this beautiful quilt, which was featured on HGTV's *Simply Quilts*. You'll learn rotary cutting methods, along with the basics of piecing and pressing techniques. We will all make the same blocks, but you choose how to border your quilt top. Nancy will offer tips on sizing this quilt to your desired dimensions. Finished size: 52" x 64". Pattern: Piece of My Heart by Nancy Odom.

## **MEMBERSHIP**

*From Alka Mital ---*

Annual renewal is still being accepted, although members will have missed the cut off for the 2009-2010 Members' Directory. Members may submit a membership form with a check for the dues and optional Love Quilt donation at any time during the membership year.

## **LOVE QUILT DATE CHANGES**

*From Maria O'Haver ---*

The dates for the Love Quilts in October will be delayed due to the Silent Auction and the Nancy Odom lecture. For October:

Thursday Love Quilts - Oct. 8

Monday Love Quilts - Oct. 12

In November, we will be back to our normal schedule.

**\*\*** If you have 1-1/2 yard, 2-1/2 yard or larger pieces of fabric that you don't need or want anymore, we are in need of larger yardages for love quilt backings.

## **DREAMING ABOUT FOOD CHALLENGE**

*From Nancy Meier, Daytime VP ---*

I was inspired by Debra Gabel's talk the other week. She suggested quilt challenges as a way to try new ideas and get the creative juices flowing. I had been thinking about a guild challenge earlier and then I had a dream! In it we used a favorite recipe as the basis for the project. So think of a special dish you like to prepare or that someone else prepares that you enjoy eating. How would you depict that food or feeling in a quilt? You can make whatever quilted item you wish with whatever colors and style you choose. We will present our finished projects on March 1 and 4, 2010 so that the night and day members can vote on their favorites. Oh, and just so everyone can gain an appreciation for your quilt, whip up that recipe to share!

## **2010 QUILT SHOW UPDATE**

*From Irma Bast and Carolyn May ---*

Our 2010 Quilt Show is right around the corner - April 29, 30 and May 1 of 2010. Now is the time to be working on your beautiful quilt creations. We want this to be our best show ever!

Now is also the time to "market" our gorgeous raffle quilt. It has won quite a few awards, including First place AND Reserve Champion in the Maryland State Fair, with special awards from Traditions of the White Swan and G-Street Fabrics. It also received Honorable Mention in the Pennsylvania National Quilt Extravaganza in mid-September. We'd like to give a special

thanks to all who "white gloved" and worked the raffle table. Because of you, we have a good start on raffle ticket sales. Remember we need every member to sell tickets; these sales provide most of our funding for the next two years. Also note that a prize (quite a nice one) will be presented to the member who sells the most tickets.

If you need raffle tickets, contact Carol Roberts or Alka Mital. If you have ideas where we could sell tickets or you are willing to take the quilt to another quilt guild to sell tickets, contact Nancy Meier. If you have any questions about the show, please contact us. We're looking forward to a great show.

## **QUILT SHOW PREP**

*Courtesy of Maria O'Haver ---*

Don't forget: Maria O'Haver's mini-demonstrations are coming up. Please check the Calendar for dates and topics.

## **BUS SHOPPING TRIP**

*From Sandy Lynch and Glenda Kruger ----*

Hope that everyone who went on the bus to the Pennsylvania Quilt Extravaganza had a good time. There were so many beautiful quilts to look at and lots of vendors.

Our next trip is on Friday, October 16, to do some shopping in the Lancaster PA area. The trip is \$40 and includes bus driver tip and lunch at Shady Maple and several stops to shop, including the Kitchen Kettle area at Intercourse. Please let Sandy (240-593-6616 or [sandyquilts@comcast.net](mailto:sandyquilts@comcast.net)) or Glenda (410-995-1950 or [glendakruger@msn.com](mailto:glendakruger@msn.com)) know if you are interested.

## **PATUXENT INSTITUTE FOR WOMEN'S QUILT SHOW**

Inge Stocklin, Sandy McDonald, Gayle Sternheim, and Julia Graves, and Virginia Fry would like to invite the members of Faithful Circle to this year's quilt show at the Patuxent Institute for Women. The show date is November 18, 12:30 p.m., at the facility in Jessup, Maryland. Several members from Faithful Circle have attended the show at Patuxent in the past to show their support for the women in our program. The women are always anxious to speak with other quilters, especially those from Faithful Circle.

All of the quilts produced by the women at PIW are donated to local-area charities. Those charities have included: The House of Ruth, Sarah's House, Johns Hopkins Children's Center and Grass Roots, St. Josephs and Villa Maria, and St. Ann's Children's Home. We are celebrating our 10<sup>th</sup> year at PIW. Over the past 10 years, the women have produced over 550 quilts as well as many crocheted baby items.

If you are interested in attending, please call Sandy McDonald (410-461-4337). You must register by November 11. This is a wonderful way to spend an afternoon in the company of

quilters who have given so much of themselves. It's their way of giving back to their community. They are proud of their accomplishments, and we're proud of them.

## **"KOMEN MD RACE FOR THE CURE" BREAST CANCER FUNDRAISER**

*From Leah Hurwich ---*

If you are interested in purchasing any more raffle tickets for the Komen Race for the Cure Quilt Raffle, please contact Leah Hurwich, or attend on race day. The winning tickets will be drawn on Sunday, October 18, 2009 during the Race. For more info about the race, go to: <http://www.komenmd.org/site/c.ddJIKPNnFkG/b.2530875/k.BEBF/Home.htm>.

Entries for the FCQ Quilt Show Poster Contest are due by October 30. Please submit your entry to either Irma Bast or Carolyn May.

Round Robin center blocks are due no later than October 12 (Monday) or October 15 (Thursday).

Maria O'Haver will continue to collect non-perishable foods for Howard County Grassroots at both the Monday and the Thursday meetings. Please be generous.

## **GOOD-BYE BLOCKS FOR NANCY MURDOCK**

We will be making good-bye blocks to say farewell to long-time FCQ member Nancy Murdock, who is moving. She has asked for purple, pink, or blue, with a white center. Be sure to sign your name and/or write Nancy a nice message on the center stripe! Bring your block to a meeting and we'll collect them for her.

Instructions are:

<http://www.faithfulcirclequilters.com/patterns/friendshipblockinstructions.pdf>

## **NEW FCQ WEBMASTER**

*From Monica Thomas ---*

I'm turning over FCQ's online reins to our very capable Anne Troy. Anne is much more web savvy than I ever was and will be in charge of the FCQ website, including our photo gallery. She'll also be the email voice of FCQ news so if you have any info that needs to go out to members, be sure to contact Anne. Anne is already working to make our site even better so you may notice a few changes in the coming weeks.

Anne can be reached at [webbie@faithfulcirclequilters.com](mailto:webbie@faithfulcirclequilters.com).

A tip of the hat to Pam Wilson for a job well done getting FCQ online originally and many thanks to Anne for keeping us going in cyberspace. It's been my pleasure to have acted as FCQ's webmaster over the years and I want to thank all FCQ members for their support.

## BLOCK OF THE MONTH --- MONKEY'S FIST

This block is suggestive of Asian themes. Use a black background fabric and a contrasting fabric that is striped or reads as being stripy.

Cut one (1) 12" square of the background fabric.

Cut four (4) 5" squares of the stripe fabric.

Stitch two stripe squares together on one edge, the left piece with the stripes vertical and the right piece with the stripes horizontal. Repeat with the remaining 2 pieces. Press the seams to the horizontal stripe side. Stitch the rectangles together to make a square, matching seams, and having the top left and bottom right quadrants with stripes vertical, the other 2 quadrants with stripes horizontal. See figure A.

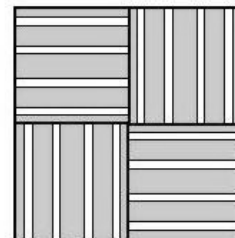


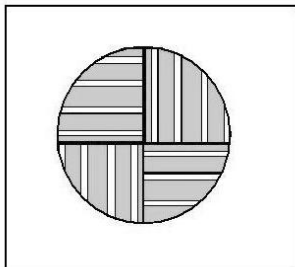
Figure A.

Fold the background square in half and press lightly at the outer edges to mark the center. Repeat in the other direction.

Make yourself a circle with a 7-1/2 inch diameter to use as a pattern. Then take 2 sheets of freezer paper and press together (no steam). Lightly press the pattern to the shiny side of the freezer paper. Cut the freezer paper (and pattern) on the circle. Peel off the printed pattern, and turn the freezer paper over. Using the paper pattern, mark the 4 quarter points on the dull (papery) side of the outside part of the freezer paper (the background frame). Extend the marks to the outside edges with a straight edge and a pen.

Press the freezer paper frame to the wrong side of the background fabric, matching the marked quadrant lines with the folds in the fabric. Cut out an inner circle from the background fabric, leaving a  $\frac{1}{2}$ " seam allowance inside the edge of the circular cutout in the freezer paper. Carefully snip the fabric seam allowance towards the edge of the freezer paper circle, leaving a few threads intact. Snip about every  $\frac{1}{2}$  inch. Smooth the snipped edges back over the cut edge of the circular hole to the wrong side of the fabric and press to form a firm crease. Use steam, or paint the seam allowance tabs with a bit of starch or washable (school) glue or a bit of fresh glue stick to get the seam allowance to stay folded over. Now paint the seam allowance tabs with a little more glue or glue stick. Smooth the pieced center square over the top, right side down, matching seams with the quadrant markings. Press well. Carefully remove paper ring. Stitch the inset to the background using the pressed crease in the background fabric as a stitching line. Trim the seam allowances on the back. Finally, square up the block and trim to 11" square.

Finished block:



# Faithful Circle Quilters 2009-10 Member Application

Date ..... Primary Group:  Monday PM  Thursday AM  Both

Your Name ..... Name for Badge (if different)

Street Address/Apt. No. ....

City/State/Zip ..... Birthday (Mo./Day Only) .....

Home Phone ..... Cell or Work Phone .....

E-mail Address .....

New Member?  Yes  No

Do you need a name badge?  Yes  No

National Quilt Association (NQA) Member?  Yes  No

FCQ members must complete a membership application every year.

Our membership period runs from Nov. 1, 2009 thru Oct. 31, 2010.

Annual Membership Dues is \$15 for a full year (or \$7.50 for partial year after April 1)

FCQ's community service project (Love Quilts) is funded by donations collected at membership renewal. See [www.faithfulcirclequilters.com/donations/donations.html](http://www.faithfulcirclequilters.com/donations/donations.html) for more info. Please consider a donation towards Love Quilts at this time.

Annual Membership Dues Paid \$ \_\_\_\_\_ Love Quilt Donation Paid \$ \_\_\_\_\_

**Make your check payable to: FAITHFUL CIRCLE QUILTERS and bring it with this form to any meeting or mail to: FCQ, P.O. Box 6231, Columbia, MD 21045. Forms must be received by Sept. 21 to be included in the annual directory. Questions? Email [membership@faithfulcirclequilters.com](mailto:membership@faithfulcirclequilters.com) or contact Alka Mital.**

Our newsletter is available online ([www.faithfulcirclequilters.com](http://www.faithfulcirclequilters.com)). Do you need a printed copy?  No  Yes

*Note: By selecting 'No' for this option, you help lower guild printing and postage expenses.*

Do you want to receive email news about guild activities?  Yes  No

What suggestions do you have for workshops, programs, or lectures? Use back of this form if needed.

Would you be willing to teach a workshop or lead a sew-in / demonstration at a guild meeting? Describe topic(s). Use back of this form if needed.

Do you have special training or professional skills to contribute to our guild? Some examples are:

- Accounting/Auditing  Writing or Editing  Desktop Publishing
- PR or Media Relations  Digital Photography  Web Design / Support
- Other .....

Comments? .....

Cash / Check # \_\_\_\_\_ Date \_\_\_\_\_ Rec'd By \_\_\_\_\_

- Database \_\_\_\_\_  Badge \_\_\_\_\_  Packet \_\_\_\_\_  Email \_\_\_\_\_
- Bday \_\_\_\_\_

## Faithful Circle Quilters

Beth Bohac, Editor

P. O. Box 6231

Columbia, MD 21045


Email: [editor@faithfulcirclequilters.com](mailto:editor@faithfulcirclequilters.com)

Faithful Circle Quilters  
welcomes anyone  
interested in quilts and  
quilting.

We meet on Monday  
evenings  
from 7 to 9 pm  
AND

Thursday mornings  
from  
10 am to 2 pm  
At the  
First Presbyterian  
Church on  
Rt. 108 at Rt. 29  
Columbia, MD

Please come join us and  
visit our web site at  
[www.faithfulcirclequilters.com](http://www.faithfulcirclequilters.com)



### Betty Kilroy September Birthday List

02 Sonia Jimenez  
03 Stephanie Sanidas  
03 Terry Wilson  
04 Susan Mitchell  
05 Karen Van Aacken  
06 Sue Campise  
07 Sheila Allen  
07 Dori Batavick  
07 Joyce Rozas  
10 Sue Van Voorees  
11 Stephanie Wood  
13 Bonnie Dank  
16 Sharon Rhoton  
16 Fran Keepers  
17 Beth Bohac  
17 Mary Corbin  
17 Charlene Werner  
18 Alka Mital  
19 Sandy Schlossberg  
20 Debbie Goode

21 Anne Troy  
23 Jane Sonn  
25 Maria O'Haver  
28 Dawn Byrd  
31 Janet Esch

### CALENDAR

Oct 1 Nancy Odom lecture (10:30 am)  
Oct 3 Nancy Odom class (9:30 am - 4 pm)  
Oct 5 Silent Auction  
Oct 8 Thursday Love Quilts  
Oct 12 Monday evening Love Quilts  
Oct 12 & 15 Round Robin centers due  
Oct 16 Bus Trip - shopping in PA  
Oct 15 & 19 Mini demo: squaring your quilt  
Oct 25 Evening meeting: Halloween quilt  
Show and Tell  
Oct 26 & 29 Mini demo: making a sleeve  
Oct 30 Poster contest entries due  
Nov 7 FCQ Board meeting - all welcome