

The Circular

President's Message

Once again this month my husband suggested I do a little research for this article. A dear friend gave me a book on fractal geometry and Quilt University (www.quiltuniversity.com) has an online class called Fractal Fragments. So, I decided to spend some time "googling" mathematical concepts as they have been interpreted in quilts.

I started out looking for fractal quilts. The Sierpinski triangle is a simple fractal. It is formed by dividing an equilateral triangle into four smaller triangles and cutting out the center one. If you continue to do this same process with each triangle that is left, over and over, you get a very interesting pattern. There is a picture of a quilt based on this fractal at www.mathematicalquilts.com. This web site also shows quilts based on other mathematical concepts - Fibonacci numbers, the Pythagorean Theorem, Golden Ratio, etc. I really liked a number of the quilts based on Fibonacci numbers at www.bryerpatch.com. (Sharon Schamber would definitely see pillars when looking at me.)

One site particularly associated with fractals and quilting described fractal geometry as being all the "stuff which doesn't have straight lines" - non-Euclidean geometry. (www.roserushbrooke.com). An article published in the San Diego Tribune in December 2006

referred to fractals as "metaphysical Legos, building blocks that connect the worlds of number and shape. "Many sites show quilts that have been fashioned based on fractals that appear in nature - e.g., ferns, cauliflowers, stellar phenomena. There is a lot being done in various art forms based on computer generated fractal curves. If one really wants to get into this, there is software available for PCs to generate these complex fractals.

Contd next page

FCQ Officers

President
Peg McClelland

Thursday

Vice President
Nancy Meier
Secretary
Mary McCahill
Treasurer
Eleanor Howe

Monday

Vice President
Kenzie Preston
Secretary
Jane Scott
Treasurer
Jeanette Cocker

Contd from previous page

I am not sure that I will ever actually make a quilt based on fractals but it is fun to think about and to see what other people have done.

Happy St. Patrick's Day and welcome Spring!

Peg

FLEA MARKET

A Thursday morning flea market will be held in Lyle Buck Hall from 10:30-11:30, give or take a few minutes. Sewing goods will certainly be a big attraction to this crowd, but all kinds of fleas are expected. Come early and shop late!

Members who would like to reserve a table should contact Nancy G. Martin (410-298-2231 or nmartinquilter@peoplepc.com) by Thursday March 12.

Refreshments will be available for your shopping pleasure.

Flea market Mar 9 at the Monday evening meeting. Anne Troy is the organizer. Anyone wishing to have a table should let her know. Anne is also asking for helpers. Her phone is 484 201 9078.

LARGE LOVE QUILTS

Over the next couple months, as we continue to tie and complete Love Quilts, we will need about 20-30 additional large love quilt tops. If you have a large quilt top in progress, this would be a great time to finish it! Kits for large (and small) quilts are available at all meetings.

SEW-IN: SCRAP QUILTS

Pat Neal will be here on March 21 to lead a sew-in on scrap quilts. Information about what you need in order to work on this project is in the Feb newsletter. As always, you do not need to do the scheduled project in order to join us for the sew-in.

2009 BUS TRIPS

Calling all Travelers -- We have 3 great bus trips for 2009

*Friday, April 3 is our trip to the Quilters Heritage Show in Lancaster, PA. The cost is \$40 which includes bus transportation, driver's tip and the entrance fee to the show. Lunch is on your own. We leave at 7:30 a.m. from the Park and Ride in front of the church and will return by 7 p.m. (Ed note: compare to Patches similar trip on Sat Apr 4 for \$75)

*Friday, September 18 is our trip to the PA National Quilt Extravaganza at Valley Forge. The cost is \$40 which includes bus transportation, driver's tip and entrance fee to the show. Lunch is on your own.

*Friday October 16 is our annual shopping trip. The cost is \$40 which includes bus transportation, driver's tip and lunch. We stop at Sauders and the Kitchen Kettle for shopping and lunch is a great buffet at the Shady Maple.

All trips leave at 7:30 a.m. from the Park & Ride in front of the church and will return by 7 p.m.

If you are interested in going contact Sandy Lynch for day group and Glenda Kruger for night group

All checks are payable to MILLTOWN QUILTERS.

ROUND ROBIN CHALLENGE

The final challenge round asks each participant to decide what the piece is calling for. Yours to decide between simple or intricate, elegant or rustic, neutral or dynamic.

At the final March meetings, the projects will be unveiled for Show and Tell. Coordinators will take projects to both meetings so each group can see all the projects. Are you curious about the subsequent work on pieces you put your effort into? It promises to be a very interesting Show and Tell.

Round five: 4" border of your choice, whatever the quilt needs! Finished size 38" square (Unfinished 38 ½" square). Due Mar 23/26.

For all the details go to:

<http://www.faithfulcirclequilters.com/announcements/RoundRobin2008Rules.pdf>

BLOCK EXCHANGE

Here's a new and exciting FCQ activity, coordinated by Anne Troy.

Pattern:

The Pattern for a triple four-patch block can be found here:

http://www.kwilter.com/patterns/exchanges/triple_four_patch_block_exchange.htm

Instructions:

Here are the instructions for the block exchange, blocks of which many of you have seen on Monday nights.

The rules are simple and fair:

1. Deadline is August 30, 2009; distribution will be no later than September 31, 2009.
2. Anyone may participate; this exchange is open to all who receive this email, even if it has been forwarded to you.
3. Use nice, high-quality fabric; no junky stuff please.

4. Read the instructions all the way through before making any blocks.
5. Minimum submission is one 12-block set. Maximum submission is limited only by the number of participants and the number of sets they submit.
6. No more than 12 blocks of the same main fabric, please.
7. Points and seams match up, scant ¼" seam allowance; blocks are squared to 8½" and pressed.
8. Blocks are submitted in a Ziploc or Glad bag, no pins or tape, please.
9. Include in the bag of blocks a piece of paper that contains your name, phone, address (if your phone may change in the near future), date submitted and quantity.
10. Submit blocks to Anne Troy, who attends the Monday night Faithful Circle Quilters guild meeting and lives in Columbia. If you want her snail-mail address to mail them or drop them off, call Anne.
11. Any questions call 484-201-9078 or email Anne.

Send an email to anne@kwilter.com with TFPBBB in the subject to receive any news updates on the block exchange.

Anne plans on doing the same block exchange in more traditional colors soon! Please let her know if you're interested

BIRTHDAY CARD CONTEST

From Maggie Nebel


We have a winner for the birthday card photo contest! Dede Edwards! A big THANK YOU to all those who sent me photos- they were all great! So when your birthday comes around after March 17 (I think!) we will be sending out the new cards with Dede's photo and you can see it!

NEIGHBOR NEWS

From Bowie - member Julia Graves,
APQS OPEN HOUSE/DEMO EVENT on
4/4/09, 10 - 4 in Bowie MD!

Attendees may come anytime between 10 a.m.
and 4 p.m. Whether you are a home quilter or
a professional quilter you will be able to learn
about the features and value of the different
APQS longarm machine models. Call Julia at
301-860-1376 or email her at
juliagraves@verizon.net or on her website
<http://soquilts.com/Dealer.aspx> , for a flyer
about the event.

From Frederick,



We Are An Official, Proud
Promotional Partner for the
RICKY TIMS'
Super QUILT SEMINARS

With Special Guests
Alex Anderson
and
Libby Lehman

April 30- May 2, 2009
Maranatha Community
Church of God
Frederick, MD
hosted by
The Red Cross - Frederick County Chapter

Everyone attends all sessions

Information and registration brochures available
at guild meetings, or online at
www.rickytimes.com

The Ultimate Learning Experience for Quilters!

From Towson via Maggie Muth,

Internationally known quilter Carol Taylor will
be visiting the Baltimore Heritage Quilt Guild
on April 14th and 15th. Carol will be offering
a two day workshop called "Going in Circles"
to be held at the Towson United Methodist
Church. We do have several spaces still
available at this workshop if any of your guild
members might be interested. You may visit
our website at www.baltimorequilters.com for
more information

From Westminster,

Here is a new quilt shop:

A Piece of My Heart

63 E.Main Street - lower level near
Westminster, MD 21157

(410) 751-5552

apieceofmyheart@verizon.net

www.apieceofmyheartshoppe.com

Hours: Mon, Tues, Thurs, Fri, 4-9

Wed, closed, Sat 9-5, Sun 12-5

Guild members with membership card receive
10%


EDUCATION

Cynthia England will be teaching two classes
for Faithful Circle. On Friday, April 23rd,
she will be teaching the technique of paper
piecing she is famous for. The project is a
pansy table runner. On Saturday, April 24th
she will be teaching a landscape class for us.
There is space in both classes. On Saturday,
May 9th, Helen Squire will be teaching a class
on how to finish UFOs. And finally, on May
28th, Frieda Anderson will be at the guild to
lecture, and there will be an afternoon class
with her. Sign ups for Helen Squire and
Frieda Anderson are open.

Cynthia England will be lecturing the guild on
April 23rd at 11 a.m. The cost is \$5 for non
guild members. Any questions, contact Sheva
at sbpowers@verizon.net .

BLOCK OF THE MONTH

Jan BOM Block #5



Pieced Snow Flake

The winner of 5 snow flakes is Martha Swallow.

Feb BOM Block #6



Hearts

Any block with a name attached will be entered in our normal drawing Thursday March 5. All extras will be used to make one or more quilts for the Komen auction.

Mar BOM Block #7



Windmill or Double Star with partial seam construction

It's been a cold winter, so let's look forward to spring. Find a focus fabric with a spring/flower print and a complement fabric with a similar value. Use a white fabric for the background.

Fabrics:

From white/background fabric cut

1 2 1/2" square

4 2 1/2" by 4 1/2" rectangles

1 5 1/2" square (see note below), then cut across both diagonals to get 4 triangles

From focus fabric cut

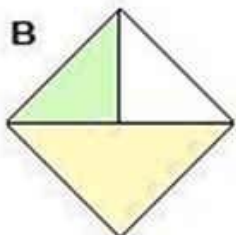
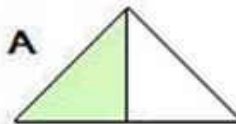
2 5" squares, each cut once diagonally to get 4 triangles

From complement fabric cut

1 5 1/2" square (see note below), then cut across both diagonals to get 4 triangles

Directions:

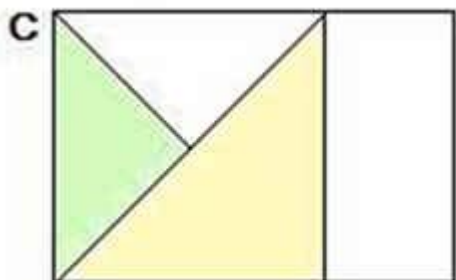
1. Stitch a background triangle to a complement triangle along a short side so the background triangle is to the left when the resulting piece is pressed open (seam allowances to one side) and placed with the long side down (A).



2. Match this pieced triangle with a focus fabric triangle, right sides together, focus fabric on top. The focus fabric triangle is a little smaller than the pieced triangle on the bottom. Match the long edges and the point at the short sides of the focus fabric to the seam line on the bottom triangle. Stitch along the long sides and press the seam allowance to the larger (focus) side (B). Trim to 4 1/2" square making sure that each seam is at a corner. Note: This method takes an extra

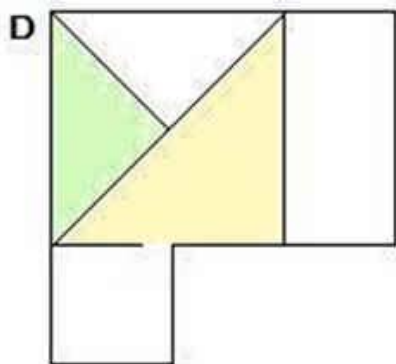
step (trimming to 4 1/2" square), but provides more accurate results than cutting the original squares of white and complement fabric to 5 1/4".

- Place this square with the focus triangle to the lower right. Stitch a background rectangle to the right side. Press seam towards rectangle



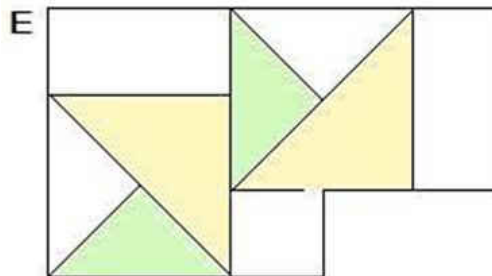
(C). This block should measure 6 1/2" by 4 1/2". Repeat to make 3 more blocks.

- Place one block with background rectangle to the right. Place a center square to the lower left of this block and stitch this seam from the left edge towards the right: STOP 1/2" from the edge of the center square. Press the seam away from the small center square (D).

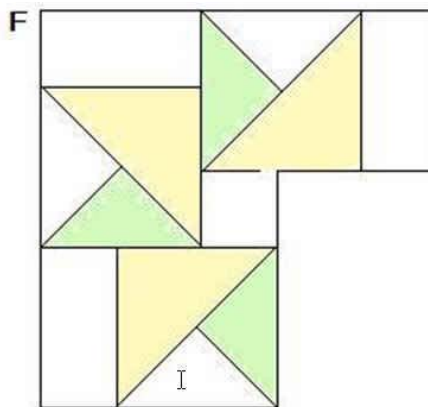


- Take a second rectangle and lay it on top of the first one. Now move it to the left and rotate a quarter turn (90 degrees) counterclockwise. The background rectangle on this block will now be in the top left corner. Stitch the right side to

the first block (E).

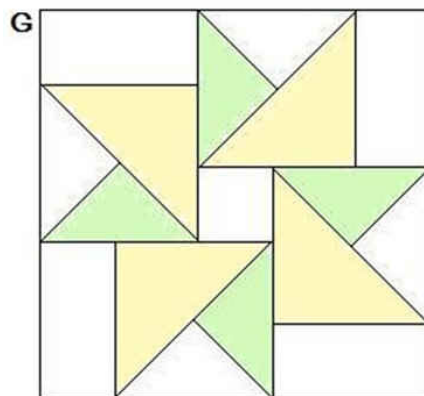


- Add the bottom rectangle in the same manner (F).



Add the last rectangle to the bottom right, folding the first block out of the way.

- Finish stitching the final 1/2" of the first



seam (G).

All seams around the center block are pressed out.

The block should measure 10 1/2" so it will finish to 10" square.

FABRIC FOR KOMEN RAFFLE QUILTS

Leah Hurwich and Stephanie Sanidas are collecting pink scraps, pink orphan blocks and pink fabrics. They do NOT have to be solid pink, but can have other colors or can be pink on pink. Please place them in the large zip-lock bag that is on the table or in the cabinet at meetings. They will be used in one or more scrap quilts or when someone needs more pinks for a pink quilt they are making. If you have questions - please contact Leah or Stephanie. This is not a FCQ formal project, but it is a wonderful way to support the fight against breast cancer. You can see some of the quilts that FCQ members have made that are now being quilted or have already been quilted for the 2009 Raffle in our FCQ Gallery:

<http://www.faithfulcirclequilters.com/gallery/album27>

SEW-IN: CHRISTMAS STOCKINGS

The sew-in scheduled for August 8 will work on Christmas stockings for the church. Christmas cookies will be provided!

CALENDAR

Mar 2 Love Quilts
Mar 5 Love Quilts
Mar 7 Board Meeting, 9am room 252
Mar 9 Flea market 7:30 pm
Mar 12 Flea market 10:30 am
Mar 21 Sew-In, Pat Neal, "Scrap Quilts"
Apr 2 Love Quilts
Apr 3 Bus Trip - PA Quilt Show, reservation & fee
Apr 6 Love Quilts
April 13 Easter Monday - no Monday guild meeting
April 16 Milltown Quilt Show - no Thursday meeting
April 23 Cynthia England lecture; guest fee \$5
April 24 Cynthia England class, reservation & fee
April 25 Cynthia England class, reservation & fee
May 4 Love Quilts
May 7 Love Quilts
May 9, Helen Squire
May 25 - Memorial Day - no Monday meeting
May 28, Frieda Anderson lecture
May 28, Frieda Anderson afternoon class, fee and reservation
Jun 6 Board Meeting, 9am room 252
July 27-31, Vacation Bible School
Aug 8 Sew-In, Christmas Stockings for the Church
Sep 7 Labor Day - No meeting
Sep 18 Bus trip - PA National Quilt Extravaganza XVI, reservation & fee

Faithful Circle Quilters

Anne Kelly, Editor

P. O. Box 6231

Columbia, MD 21045


Email: editor@faithfulcirclequilters.com

Faithful Circle Quilters
welcomes anyone
interested in quilts and
quilting.

We meet on Monday
evenings
from 7 to 9 pm
AND

Thursday mornings
from
10 am to 2 pm
At the
First Presbyterian
Church on
Rt. 108 at Rt. 29
Columbia, MD

Please come join us and
visit our web site at
www.faithfulcirclequilters.com



Betty Kilroy Mar Birthday Party

03 Jean Savalchak
03 Bonnie Tester
07 Barbara Laskowski
11 Cynthia Porter
14 Bonnie Stapleton
15 Georgia Morris

18 Nancy Clark
18 Kristine Fisher
20 Virginia Wray
22 Margaret Minton
26 Darlys Hughes
26 Mary Ellen Quimby