

# The Circular

Vol. XXVII No.4 The Newsletter of Faithful Circle Quilters

January 2009

## President's Message

Happy New Year!

### FCQ Officers

**President**  
Peg McClelland

#### *Thursday*

**Vice President**  
Nancy Meier  
**Secretary**  
Mary McCahill  
**Treasurer**  
Eleanor Howe

#### *Monday*

**Vice President**  
Kenzie Preston  
**Secretary**  
Jane Scott  
**Treasurer**  
Jeanette Cocker

The holiday season has passed and we are all probably thinking that we should be making resolutions for 2009. I am planning to continue to work on completing projects that have been in the sewing room for some time. I did some of that in 2008 and it was very satisfying to actually have these quilts completed.

We have begun work on the 2010 raffle quilt. Sheila Riess has designed the quilt for us. It is truly unique. There is a sew-in scheduled for January 31 from 9 - 3 where we will be working to get as many of the pieced blocks completed as possible. I hope that many of you will be able to attend that day. We also hope to have all the appliqué kits together before then, so that members can begin to work on those sections of the quilt. The deadline is to have the quilt completed before the state fair in August. Although that seems very far away as I write this, we all know that it really is not.

I have a new challenge for guild members. One of the projects that the church does each year is to fill Christmas stockings

for needy children. In years past, they have purchased about 90 stockings. I would like to suggest that FCQ members make and donate stockings for Christmas 2009. They can be as simple or as elaborate as you want. (I have two preprinted panels that I plan to make up.) Even if we only donate one stocking each, the church will have plenty to meet the need in December. I will be glad to collect the stockings all during the year and get them to the church deacons in November.

Peg

## LOVE QUILTS

Everyone's hard work this fall allowed us to donate some quilts to needy organizations in December. Howard County Hospital Foundation received 40 small quilts. Last year, the hospital gave our quilts to patients in the pediatric emergency room. In addition, Sarah's House, a homeless shelter in Laurel, received 6 large and 19 small quilts. This is the first time FCQ has donated to this organization. Sarah's House is part of Associated Catholic Charities.

As we start the new year, let's continue to work hard to complete many more quilts. It's such a pleasure to give some of our time in order to make a small difference for someone who is less fortunate.

## CARDS CONTEST

From Maggie Nebel

Here is a contest to come up with a picture of a quilt made by a guild member that best fits one of the six quotes picked out for the inside of the card. The contest is being held in January with all applications due in by Feb 5. The committee (5 people on this- two new guild members and 3 who have worked on cards before) will pick the one they like best, and the winner will have his/her name on the back of the birthday card. I hope we can have fun with this and some laughs too! Thanks for hearing me out- Maggie Nebel

## HOLIDAY PARTY APPRECIATION

Thanks to everyone - the volunteer workers and the cooks and the participants. We do love our parties and our door prizes.

## 2009 BUS TRIPS

The bus trip schedule has just arrived and the cost will be \$40 per person. Nice to see that the price stayed the same!! Put these dates on your calendar.

- **Lancaster Quilt Shop** is April 3, 2009
- **Valley Forge** on September 18. (this is the former Ft. Washington/Harrisburg show).
- **Shopping in Lancaster Country** on October 16.

Contact Glenda Kruger for night group and Sandy Lynch for day group.

## NEIGHBOR NEWS

From Washington, DC.

The Historical Society of Washington, D.C and the Women of Color Quilters Network have partnered with The Group for Cultural Documentation (TGCD) to present "**Quilts for Obama: An Exhibit Celebrating the Inauguration of our 44th President**", an exhibition opening Sunday, January 11, 2009 and continuing through January 31, 2009.

For more information, go to

<http://www.faithfulcirclequilters.com/announcements/ExhibitofObamaQuilts.pdf> or call

TGCD 202 882 7764

From Frederick,

We Are An Official, Proud Promotional Partner for the



**RICKY TIMS'**  
*Super* QUILT SEMINARS

With Special Guests  
**Alex Anderson**  
and  
**Libby Lehman**

April 30- May 2, 2009  
Maranatha Community  
Church of God  
Frederick, MD  
hosted by  
The Red Cross - Frederick County Chapter

Everyone attends all sessions

Information and registration brochures available at guild meetings, or online at [www.rickytims.com](http://www.rickytims.com)

The Ultimate Learning Experience for Quilters!

## EDUCATION

From Sheva Farkas ----

Sharon Schamber's Piecelique class has spaces open for February 21, 2009. The class will be held at "**And Sew It Goes**" in Savage Mill (thanks to the owner Carolyn's gracious donation of space). I have a wait list for Sharon's class on machine quilting (Feb. 22 at the Howard County Arts Center). For those who haven't heard, Sharon Schamber won best of show in Houston this year. Her classes should be quite interesting and her trunk show, exceptional. Finally, we opened enrollment for Cynthia England's classes which will be in April. If you are interested in any of the programs planned, please let me know. Sheva Farkas [sbpowers@verizon.net](mailto:sbpowers@verizon.net) .

## ROUND ROBIN CHALLENGE

**Round three:** setting triangles with appliqué (i.e. center block on point).

Finished size 26" square (26 ½ "unfinished square). Due Jan. 26/29. For all the details go to:

<http://www.faithfulcirclequilters.com/announcements/RoundRobin2008Rules.pdf>

*Challenge* is the operative word here. This round requires the block be put on point and appliqué to be put onto the triangles. Appliqué is the main part of this particular round - we will be adding more triangles in the next round. Since you've probably been too busy to start remember that Janette Cocker, Nancy Evans, Sharon Rhoton and Maria O'Haver are advisors if needed. See Dec Newsletter for more info.

## BLOCK OF THE MONTH


### Nov BOM Block #3



### Stars -n- Stripes

Who is the winner? We'll let you know next month.


### Dec BOM Block #4



**Amish Friendship Star**, in the style of Jennie Rayment. Get them in this week for your chance to win.

## Jan BOM Block #5

### Pieced Snow Flake



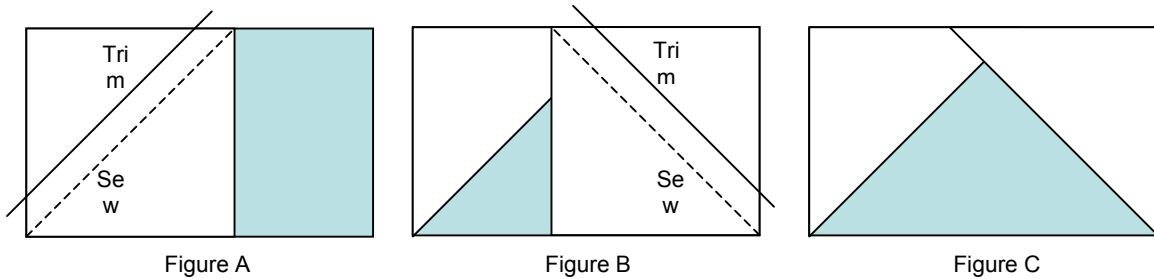
Fabric: Select a dark blue for background and a white-on-white or very pale blue for the flake.

Finished Size: 8" finished square (8  $\frac{1}{2}$ " unfinished with  $\frac{1}{4}$ " seam allowance)

HINT: There are lots of little pieces and seams here so accuracy is a key!

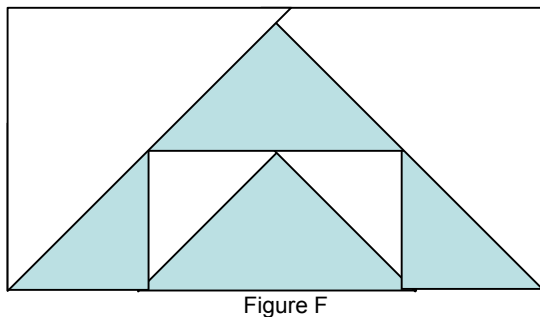
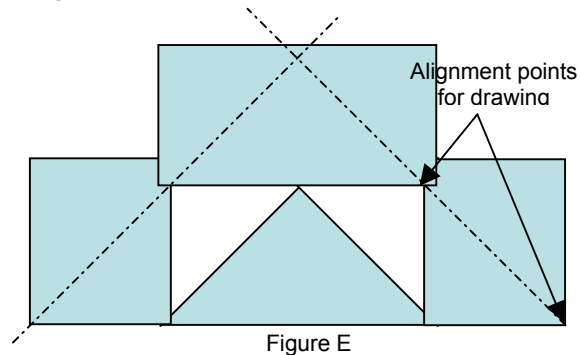
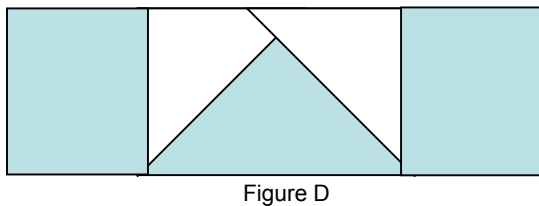
#### Instructions:

- 1) Cut the following pieces from the background fabric.
  - 4 - 2  $\frac{1}{2}$ " squares.
  - 12 - 2  $\frac{1}{2}$  x 1  $\frac{1}{2}$ " rectangles
  - 12 - 1  $\frac{1}{2}$ " squares
- 2) Cut the following pieces from the snowflake fabric.
  - 16 - 1  $\frac{1}{2}$ " squares (draw a line diagonally on back of each)
  - 4 - 3" squares (cut each in half diagonally)
  - 1 - 2  $\frac{1}{2}$ " square
- 3) Take 8 background rectangles and the 16 1  $\frac{1}{2}$ " snowflake squares. With these, make 8 units as follows:
  - Placing right sides together, align one snowflake square on top of rectangle. Sew along drawn diagonal of snowflake. Trim excess corners and finger press open. (see figure A).
  - Placing right sides together, align second snowflake square on other corner of rectangle. Sew along drawn diagonal of snowflake. Trim excess corners and finger press open. (see figure B).
  - Press the eight units open (see figure C).



4) Take 4 of the units built in # 3 above, the remaining 4 background rectangles, the 8 snowflake triangles, and the 8  $1\frac{1}{2}$ " background squares. With these, make 4 units as follows:

- Placing right sides together, sew a background square on each end of the #3 unit (see figure D). Press to outside background squares.
- Placing right sides together, align one of the background rectangles on top of the #3 section. (see figure E). Sew the rectangle so that the point matches the seam. On the back draw a diagonal line aligning the specified points.
- Place one of the snowflake triangles along the drawn diagonal. Sew along the line and press open. Sew second triangle on the other line. Press open and trim unit to  $4\frac{1}{2}$ " by  $2\frac{1}{2}$ " (see figure F).



5) Take 2 of the # 4 units, and the 4  $2\frac{1}{2}$ " background squares. With these, make 2 units by placing right sides together, sew a background square on each end of the #4 unit (see figure G).

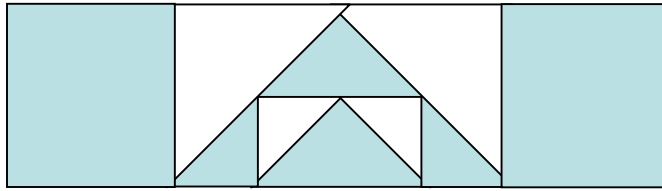


Figure G

- 6) Take 2 #3 units and the 2  $\frac{1}{2}$ " snowflake squares. Sew one #3 unit on each side of square (see figure H). Press to inside snowflake square.

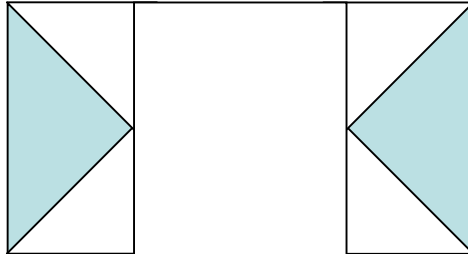


Figure H

- 7) Take the 2 remaining #3 units and the 4 remaining  $1\frac{1}{2}$ " background squares. Placing right sides together, sew a background square on each end of the #3 unit (see figure D). Press to outside background squares.
- 8) Assemble the 2 #6 units and the #7 unit to make center star of the block.
- 9) Take the 2 remaining #4 units and sew one on each side of center square formed in #8. Press to inside of square.
- 10) Complete block by sewing unit from #9 to the 2 #5 units

## CALENDAR

### 2009

Jan 5 Love Quilts

Jan 8 Love Quilts

Jan 10 Board Meeting, 9am room 252

Jan 31 Sew-in, 9-3 for 2010 Raffle  
Quilt

Feb 2 Love Quilts

Feb 5 Love Quilts

Feb 21 Sharon Schamber's Piecelique,  
reservation & fee

Feb 22 Sharon Schamber-Machine  
Quilting,

reservation & fee

Feb 23 Sharon Schamber

Lecture; guest fee

Mar 7 Board Meeting, 9am room 252

Mar 21 Sew-In

Jun 6 Board Meeting, 9am room 252

## List of members' services

*Debra Gabel* Business: Zebra Patterns. Lectures, Workshops, Consulting, Trunk Shows. A full line of quilt patterns. Lectures and guild workshops based on my patterns or art quilts. Private studio mentorships in my studio. Consultant to local quilt shops and individuals. Bachelor of Fine Arts from the State NY University-New Paltz. Phone: 410-531-9047 Email: [debra@zebrapatterns.com](mailto:debra@zebrapatterns.com) Website: <http://zebrapatterns.com> (under construction)

*Julia Graves* Business: Special Occasion Quilts LLC. Long-arm machine classes and rental on APQS Millenium in Burtonsville MD. Designing and creating custom quilts; quilting of your quilt top; discounted Quilter's Dream batting: blend or polyester. Phone: 301 860-1376 Email: [juliagraves@verizon.net](mailto:juliagraves@verizon.net) Website: <http://soquilts.com>

*Jean McDonald* Business: A Touch of Class, Laurel, Maryland. Custom quilting using a Gammill Longarm Quilting Machine and overall patterns using a Statler Stitcher. Other services offered: making memory quilts, creating custom quilts, and t-shirt quilts, batting available for customers in my studio. Training: hands-on classes taken with Linda Taylor, Karen McTavish, Marcia Stevens, Pam Clarke, and Kathy Olson. Phone: 301-725-8183 email: [mj4mcd@quixnet.net](mailto:mj4mcd@quixnet.net)

*Maria O'Haver* Business: Pangor Quilt Design Studio in Ellicott City. Long-arm quilting; quilt design, construction, basting, top finishing, repair, 108" backing batiks. T-shirt quilts and quilted apparel. Phone 410 750-3866 Email: [mohaver@comcast.net](mailto:mohaver@comcast.net) and web <http://www.mariaohaver.com/>

*Linda Schiffer* Store: Seminole Sampler in Catonsville; teach private classes on a wide variety of quilt and sewing topics. Call the shop to register. Email: [quilter@lhsdesigns.jagunet.com](mailto:quilter@lhsdesigns.jagunet.com)

*Susan Schreurs* - Memory Patch. -quilt repair and restoration in home studio. Also work on hand-knits and other "treasures" (old and new) to creatively repair, restore or repurpose the treasure so that it can remain in use and appreciated.. Phone: 301-526-3439 or 301-570-0715 Email: [schreurs\\_ss@yahoo.com](mailto:schreurs_ss@yahoo.com).

*Inge Stocklin* - quilt restoration, appraisals and quilt washing. I have a B.S. degree in textiles from Univ of MD, owned the Quilt Studio in Ellicott City for almost 10 years. Phone: 301-490-3544 Email: [ingestocklin@comcast.net](mailto:ingestocklin@comcast.net).

## Faithful Circle Quilters

Anne Kelly, Editor  
P. O. Box 6231  
Columbia, MD 21045


Email: [editor@faithfulcirclequilters.com](mailto:editor@faithfulcirclequilters.com)

Faithful Circle Quilters  
welcomes anyone  
interested in quilts and  
quilting.

We meet on Monday  
evenings  
from 7 to 9 pm  
AND

Thursday mornings  
from  
10 am to 2 pm  
At the  
First Presbyterian  
Church on  
Rt. 108 at Rt. 29  
Columbia, MD

Please come join us and  
visit our web site at  
[www.faithfulcirclequilters.com](http://www.faithfulcirclequilters.com)



## Betty Kilroy Jan Birthday Party

06	Karen Egerter	21	Sandy MacDonald
10	Fran Chernoske	26	Carol Roberts
14	Jackie Hall	26	Susan Roth
14	Nancy Murdock	27	Julie Cascio
16	Rebecca Gioffre	28	Sri Poedjastoeti
17	Vanessa Cain	29	Roma Knee
20	Ellie Layman	30	Juanita Hendry