

The Circular

President's Message

Hi Everyone. I have been approached by several people who have expressed wistfulness for the intimate feeling that they used to have at FCQ meetings. The consensus is that we have gotten so large that the sense of friends sharing a passion has been lost. We talked about this at the board meeting in November and had a number of thoughts. First, we would like everyone to try to remember to wear their name badges. We would also like everyone to make an effort to talk to anyone who is new or a visitor. Often, we are unsure whether the person we don't recognize is new or someone we just haven't noticed before. One suggestion was that we have a Welcome sign by the door and temporary badges, so that visitors could have a badge. This way we would all know to talk to that person and make them feel welcome. Please let me know if you have any other ideas.

Another issue with our getting so large is that communication is harder. We have not done a good job as a group of knowing when members are ill and/or in the hospital. Please, anyone with information about another member, talk to the VPs. We want to send cards from the guild and we want to be able to encourage members to do so as well. The board did decide that we can no longer send flowers. It has gotten very expensive and it has also led to feelings being hurt when we have missed sending them to someone who should have received them.

Along the same lines, we have gotten away from putting personal news in the newsletter. Joyce Ritter is currently the day news correspondent and that position is unfilled at night. If you have news, please either send it to Joyce or to Anne Kelly or to me. Is anyone from the Monday group willing to be correspondent? We would love to know if your son has graduated or you have become a new grandparent!

--Contd next page

FCQ Officers

President
Peg McClelland

Thursday

Vice President
Nancy Meier
Secretary
Mary McCahill
Treasurer
Eleanor Howe

Monday

Vice President
Kenzie Preston
Secretary
Jane Scott
Treasurer
Jeanette Cocker

From previous page—

Thank you to everyone who donated and purchased items at the silent auction. Once again, we had a wonderful response. And we made over \$2000 to donate to the church's Thanksgiving baskets. We did agree to move up the date for next year's event to the first week in October. This will aid the church in their planning.

The committee for the next raffle quilt has been working hard. We are going to set up a couple of sew-ins after the first of the year and try to get some of the construction done there. There will also be kits for people to work on at home.

We also want to have some other sew-ins. I have been approached about having one about small "scrap-book" quilts and also one on embellishments. Please let me know if you would be interested in leading one on either of these or any other technique.

Happy Holidays!
Peg

HOLIDAY PARTY TIME

December is a time to party. The date for Monday is Dec 1 and for Thursday is Dec 4. The Holiday Luncheon for FCQ day group will be Thursday, December 4. We'll start at 11:30 with appetizers and have lunch at 12:00. All members are welcome. And please bring your holiday quilts to line the walls for decoration.

If you have not signed up, please email George Hubble (gzhquilts@msn.com) to let her know what you are bringing (appetizer, salad, main course, dessert or beverage) and let her know if you are willing to help with setup (10:00) or cleanup after the luncheon. Looking forward to seeing you all!

The Benson-Hammond House Celebrates the Season with Old-Time Quilts and Puppets

Patchwork Made With Love, the 23rd Annual Holiday Open House at the Benson-Hammond House, will take place on December 6 and 7, 2008, from 3 to 7 p.m. each day. The free event will showcase 10 antique quilts from the collection of the historic house museum, plus small quilts for doll beds and table tops

belonging to friends of the Anne Arundel County Historical Society. The Benson-Hammond House, first built in the 1830s, lets visitors step back to an earlier time.

Also featured at the open house will be a display of about a dozen Paul's Puppets and marionettes. Anyone who grew up in Maryland from the 1930s to 1960s will likely remember this well-loved local puppet troupe run by a Linthicum couple. The troupe entertained children at local elementary schools, hospitals, and churches, and was featured in its own twice-weekly evening show on WBAL-TV from 1948 to 1957.

As always, during this event the Benson-Hammond House will be decorated for the holidays and open for tours. There will also be music and refreshments served. There is no admission charge.

The Benson-Hammond House is located at Aviation Boulevard and Andover Road, near BWI Airport, in Linthicum, Maryland. For more information, call 410-544-8473.

ROUND ROBIN CHALLENGE

Round three: setting triangles with appliqué (i.e. center block on point).

Finished size 26" square (26 $\frac{1}{2}$ "unfinished square). Due Jan. 26/29

. For all the details go to:

<http://www.faithfulcirclequilters.com/announcements/RoundRobin2008Rules.pdf>

Nothing due in December, but January requires some appliqué. Use the **extra time** to be creative, be original.

This round requires the block be put on point and appliqué to be put onto the triangles. However, if the centre block is a house, it would look wrong being set on point, so I would suggest you put a border to make the square the same finished size 26" inches square (26 $\frac{1}{2}$ " unfinished) and put appliqué on to that. Appliqué is the main part of this particular round - we will be adding more triangles in the next round. Janette Cocker, Nancy Evans, Sharon Rhoton or Maria O'Haver will be advisors if needed.

There are various web sites that explain how to calculate cutting corner triangles from a square:

<http://www.kameleonquilt.com/freepatterns/kalk/ekalk.htm>

<http://quiltville.com/onpointmath.shtml>

These pictures of FCQ Round Robin Quilts made in 2006 show how turning the block on point worked out:

http://www.faithfulcirclequilters.com/gallery/Round-2-Borders-Added/Jean_adds_to_Eleanor_s

http://www.faithfulcirclequilters.com/gallery/Round-2-Borders-Added/Maria_adds_to_Emilie_s

http://www.faithfulcirclequilters.com/gallery/Round-2-Borders-Added/Pam_adds_to_Genie_s

http://www.faithfulcirclequilters.com/gallery/Round-2-Borders-Added/Pam_adds_to_Genie_s

http://www.faithfulcirclequilters.com/gallery/Round-2-Borders-Added/Pam_adds_to_Genie_s

EDUCATION

From Sheva Farkas ----

We had an excellent lecture by our own Marylou McDonald on the history of Baltimore Album Quilts. She had volunteered to teach a class for us which will be scheduled for next year. In the meantime, Sharon Schamber's Piecelique class has spaces open for February 21, 2009. The class will be held at "And Sew It Goes" in Savage Mill (thanks to the owner Carolyn's gracious donation of space). I have a wait list for Sharon's class on machine quilting (Feb. 22 at the Howard County Arts Center). For those who haven't heard, Sharon Schamber won best of show in Houston this year. Her classes should be quite interesting and her trunk show, exceptional. Finally, we will be opening up enrollment for Cynthia England's classes (which will be in April) after the holidays. If you are interested in any of the programs planned, please let me know. Sheva Farkas sbpowers@verizon.net .

THANK YOU FOR FCQ CHARITY WORK

Thanks for all you did to make the 2008 Komen quilt raffle a success. Leah has started a list of people who want to donate to the October 2009 Susan G. Komen Race for the Cure. If you can donate a 12"x16" pillow form, a bat, make a quilt, make a pillow case from the quilt's leftover fabric, volunteer to quilt a quilt, put on a binding, donate fabric for front or back or whatever else you can think of - please contact Leah Hurwich or Stephanie Sanidas. We are trying to have all quilts and matching pillow covers finished by June to give us plenty of time to make the lists and do all the things necessary to sell the raffle tickets.

And a note from the 2008 Race for the Cure

Thank you Faithful Circle Quilters
For your fantastic support of the 2008 Komen MD Race for the Cure

Once again you quilters have gone above and beyond in your donation of quilts and quilted items that raised almost \$6600 for the Susan G. Komen Race for the Cure against breast cancer. That's 3 times what was raised last year! Not only did you put your time, skill, money and love into many beautiful quilts, both individually and as groups, but you also sold tickets at your own events to add to what we could sell for the Race. For this we are so very grateful.



Many of the upper level staff at Komen MD had never seen the quilts being raffled before, mainly because they are so busy running things and being on stage on race morning they don't have a chance to come by the Quilt Raffle Tent. This year we were fortunate to have a store front available to us for registration the week prior to the race. We displayed the quilts on the wall there and gave people an opportunity to buy raffle tickets all week long. The staff was amazed at the numbers and the beauty of the quilts. I just want you to know that because you provided us with so many beautiful quilts we doubled the size of our quilt raffle tent on race morning this year so they could be displayed properly.

Your efforts are appreciated and we are thrilled that you have already started on quilts for the 2009 race. If you want to make a quilt for next year's race contact Leah Hurwich or Stephanie Sanidas. I personally want to thank both of them for the outstanding way they worked to coordinate the making, collection,

raffling and documenting of so many beautiful quilts. Also, congratulations to Jane Pollitt, Stephanie Sanidas and Julia Graves, whose 'In the Pink' quilt was the biggest fund raiser, bringing in \$795.

Again, thanks, and I've provided a few pictures.

Cathy Kelley
Komen MD Affiliate
Susan G. Komen for the Cure

NEIGHBOR NEWS

From Frederick---Close enough you won't need a motel room.

We Are An Official, Proud Promotional Partner for the

RICKY TIMS'

Super QUILT SEMINARS

With Special Guests
**Alex Anderson
and
Libby Lehman**

April 30- May 2, 2009
Maranatha Community
Church of God
Frederick, MD
hosted by
The Red Cross - Frederick County Chapter

Everyone attends *all* sessions

Information and registration brochures available at guild meetings, or online at www.rickytimes.com

The Ultimate Learning Experience for Quilters!

BLOCK OF THE MONTH

Oct BOM Block #2



Black Cats Very popular. We had so many black cat blocks that we divided them into 3 groups. The winners are Gwen Hartong, Maria O'Haver, and Nina Godfrey.


Nov BOM Block #3



Stars -n- Stripes

Still time to participate in this good cause.

Dec BOM Block #4



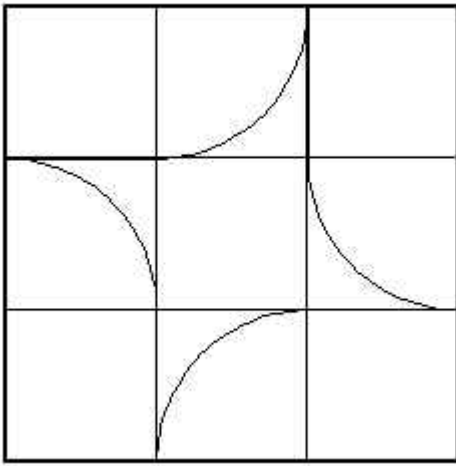
Amish Friendship Star, in the style of Jennie Rayment

At night, stars look especially bright against a cold clear winter night sky. This block is a star against a night sky. It can be pieced as four blocks around the center using the partial seam technique, or as a nine patch block. Jennie Rayment uses this block in her Amish Friendship Star quilt on page 49 of her book, Creative Tucks and Textures.

Amish Friendship Star, in the style of Jennie Rayment:

9 inches finished (9 $\frac{1}{2}$ inches including seam allowances at the edges)

1. From star fabric, Cut 5 squares, 3 $\frac{1}{2}$ inches each. Make sure the edges are on the grain of the fabric so the diagonal will be on the bias.
2. From night sky fabric, cut either 4 rectangles 6 $\frac{1}{2}$ inches by 3 $\frac{1}{2}$ inches (for partial seam construction) or 8 squares 3 $\frac{1}{2}$ inches each.
3. Fold a star square on the diagonal, wrong sides together, and press. Repeat with 3 more squares.
4. Position a star triangle on top of a sky piece (right side up) with the star fabric on the lower right of the sky piece, matching raw edges, and pinning together. Repeat with the other 3 folded star triangles.
5. For partial seam construction, position one sky rectangle above the center star square lined up with the right edges, and stitch across the top of the star square, leaving the left most seam open for the last half inch. Position a second rectangle along the upper right side of the center square matching the bottom edges and stitch the right side seam. Position a third rectangle along the bottom and stitch. Position the last rectangle along the left side of the center star square, fold the first sky rectangle with the partial seam out of the way, and stitch the left side seam. Fold the first rectangle back into position, and complete the partial seam. Press all seams out from the center.



Basic step 6. For nine patch construction, position the sky/star squares around the center star block, making sure the star points all go in the same direction, place the blank sky squares in the corners, and stitch together the 3 rows of 3 squares each. Stitch together the rows.

Alternate step 6. Each star point is stitched only at the outside edges: the diagonal is a fold not attached to the sky fabric. Carefully fold the diagonal over on itself about $\frac{1}{4}$ inch in the center tapering to nothing at the two corners to make a curve along the diagonal. Press and

stitch the curve in place however you want: by hand, satin stitch, blanket stitch, other decorative stitch.

CALENDAR

Dec 1 Party

Dec 4 Party

2009

Jan 5 Love Quilts

Jan 8 Love Quilts

Jan 10 Board Meeting, 9am room 252

Feb 2 Love Quilts


Feb 5 Love Quilts

Feb 23 Sharon Schamber Lecture; guest fee

Mar 7 Board Meeting, 9am room 252

Mar 21 Sew-In

Jun 6 Board Meeting, 9am room 252



List of members' services

Debra Gabel Business: Zebra Patterns. Lectures, Workshops, Consulting, Trunk Shows. A full line of quilt patterns. Lectures and guild workshops based on my patterns or art quilts. Private studio mentorships in my studio. Consultant to local quilt shops and individuals. Bachelor of Fine Arts from the State NY University-New Paltz. Phone: 410-531-9047 Email: debra@zebrapatterns.com Website: <http://zebrapatterns.com> (under construction)

Julia Graves Business: Special Occasion Quilts LLC. Long-arm machine classes and rental on APQS Millenium in Burtonsville MD. Designing and creating custom quilts; discounted Quilter's Dream batting: cotton, polyester, or blend. Phone: 301 860-1376 Email: juliagraves@verizon.net Website: <http://mysite.verizon.net/juliagraves/>

Jean McDonald Business: A Touch of Class, Laurel, Maryland. Custom quilting using a Gammill Longarm Quilting Machine and overall patterns using a Statler Stitcher. Other services offered: making memory quilts, creating custom quilts, and t-shirt quilts, batting available for customers in my studio. Training: hands-on classes taken with Linda Taylor, Karen McTavish, Marcia Stevens, Pam Clarke, and Kathy Olson. Phone: 301-725-8183 email: mj4mcd@quixnet.net

Maria O'Haver Business: Pangor Quilt Design Studio in Ellicott City. Long-arm quilting; quilt design, construction, basting, top finishing, repair, 108" backing batiks. T-shirt quilts and quilted apparel. Phone 410 750-3866 Email: mohaver@comcast.net and web <http://www.mariaohaver.com/>

Linda Schiffer Store: Seminole Sampler in Catonsville; teach private classes on a wide variety of quilt and sewing topics. Call the shop to register. Email: quilter@lhsdesigns.jagunet.com

Susan Schreurs - Memory Patch. -quilt repair and restoration in home studio. Also work on hand-knits and other "treasures" (old and new) to creatively repair, restore or repurpose the treasure so that it can remain in use and appreciated.. Phone: 301-526-3439 or 301-570-0715 Email: schreurs_ss@yahoo.com.

Inge Stocklin - quilt restoration, appraisals and quilt washing. I have a B.S. degree in textiles from Univ of MD, owned the Quilt Studio in Ellicott City for almost 10 years. Phone: 301-490-3544 Email: ingestocklin@comcast.net.

Faithful Circle Quilters

Anne Kelly, Editor
P. O. Box 6231
Columbia, MD 21045


Email: editor@faithfulcirclequilters.com

Faithful Circle Quilters
welcomes anyone
interested in quilts and
quilting.

We meet on Monday
evenings
from 7 to 9 pm
AND

Thursday mornings
from
10 am to 2 pm
At the
First Presbyterian
Church on
Rt. 108 at Rt. 29
Columbia, MD

Please come join us and
visit our web site at
www.faithfulcirclequilters.com



Betty Kilroy Dec Birthday Party

05	Nancy Meier	18	Carla Ketterer
07	Susan Lundberg	19	Kathleen Panzera
08	Hikari Nakamoto	23	Sandy Reading
10	Carole Custer	23	Sherry Shane
12	Susan Lutz	24	Carol Petranek
13	Nancy S. Martin	29	Sheva Farkas
13	Carol Patterson	29	Debbie Jensen
13	Jean Williams	31	Leslie Kight
15	Joan Thorpe	31	Marie Kittelberger
16	Anne Kelly		