

The Circular

Vol. XXVII No.2 The Newsletter of Faithful Circle Quilters

November 2008

President's Message

Hello Fellow Quilters. I guess the holiday season is upon us. I was shopping at Home Depot and they are already selling the lighted deer for the front yard. I am the type who leaves my Santas up all year, so this just seems natural to me. But I know that it drives many people crazy to have this all start before Halloween.

Monday is the Silent Auction to benefit the church's Thanksgiving Baskets program. Thank you, in advance, to everyone who will participate in this fun and worthwhile activity. Please join us Monday night. It really is a lot of fun and there is bound to be something perfect for you to bid on. Many of you had an opportunity to listen to Wilma Hadlock and Dot Sleight this week. They described how the church uses the money that we donate from the silent auction. It was interesting to find out that they have switched to providing grocery gift cards to some non-native families who do not celebrate Thanksgiving with what we think of as traditional Thanksgiving fare. The church is also collecting non-perishable food to include in the baskets. I have included a list later in the newsletter of what they need. I know we are all involved in so many different charitable endeavors, but I would encourage you to bring in a can or a box. Woody has asked that we just leave any donations on the benches in the back of Lyle Buck and he will collect them from there.

FCQ Officers

President
Peg McClelland

Thursday

Vice President
Nancy Meier
Secretary
Mary McCahill
Treasurer
Eleanor Howe

Monday

Vice President
Kenzie Preston
Secretary
Jane Scott
Treasurer
Jeanette Cocker

Pat Neal did a demo at the quilt show on using scraps to make wonderful scrap quilts. It was so well attended that she ended up presenting it three times. She has agreed to do a Saturday Sew-in based on her demo. It is scheduled for Saturday March 21, 2009. So, everyone needs to be collecting their scraps into something portable and plan to join her to turn them into something beautiful and useful. And, if the reason your scraps are not already in a quilt is that you really don't care for the look of a scrap quilt, the top you create can become one that we donate to Project Linus.

Don't forget the holiday parties the first week in December.

Happy Thanksgiving. Peg

MEMBERSHIP DIRECTORIES

The new 2008-09 membership directory and cards will be available in early November. Please pick up your copy at a meeting to help us avoid the very expensive postage

ROUND ROBIN CHALLENGE

One round exchanged. Don't you wish you could peak?

Round two: 3" finished border with curves or circles. Finished size 18" square (18½ " unfinished square). Due Nov. 17/20. For all the details go to:

<http://www.faithfulcirclequilters.com/announcements/RoundRobin2008Rules.pdf>

EDUCATION

From Sheva Farkas ----

Marylou MacDonald will be at the day meeting on November 12th for a lecture on Baltimore Album quilts. The lecture will be at 11 a.m. Members are free, guests \$5.

There are spaces for Sharon Schamber's class on Piecliche which will be held on Saturday, February 21st. There is a wait list for her class on machine quilting. She will be our guest lecturer on Monday, February 23, 2009 at 7 p.m. The cost for classes will be \$50 for each, and the lecture will have a non-member fee of \$5.

Upcoming classes include: Cynthia England in April, Helen Squire and Freida Anderson in May and Nancy Odom in October.

In order to guarantee your space you must pay class fees with your enrollment. Check your calendars and don't miss the chance to take classes with the winner of best in show at Paducah two years in a row.

PIW QUILT SHOW

From Sandy McDonald

Don't forget November 19 for the PIW Quilt Show. Inge Stocklin, Julia Graves, and I would like to invite the members of Faithful Circle to attend the show this year. We are beginning our 10th year of our prison quilting project. The show is a wonderful way to spend an afternoon. The women at PIW love to talk with other quilters and show off their work. We're proud of their accomplishments and want to honor them at the ceremony. The recipient this year is St. Anne's Children's Home.

The show will run from 1:00 to 3:00 p.m. Members should plan to arrive by 12:30. We will be escorted into the facility as a group by an officer. Everyone **MUST** have a picture ID. You may bring in your car keys, but **DO NOT** bring your purse, a camera, or anything in your pockets. Please lock your purse in your car.

If you plan to attend, please call Sandy McDonald at 410-461-4337 to get your name on the list. The deadline to respond is November 12. We're looking forward to seeing many Faithful Circle members at the show.

LOVE QUILTS

Love Quilt kits are available at each meeting. Please consider taking home a kit or two to finish over the holiday break. We will need more finished tops for tying in January.

WEBMASTER

We have a new webmaster-- Sue Bailey suecbrn@gmail.com. Thanks Sue, we look forward to hearing from you.


BLOCK OF THE MONTH

Sept BOM Block #1



Leaf Block won by Nancy G Martin.

Oct BOM Block #2



Black Cats still time before the drawing on Nov 6.

Nov BOM Block #3



Stars -n- Stripes

This month we are going to celebrate Veteran's Day by making a patriotic block. The goal is for everyone to make two copies of this block. Half of the blocks will be given in a drawing. The other half will be made into a quilt to be given to some of our veterans.

If we get enough participants, we may be able to make more than one quilt!

The block will measure $9\frac{1}{2}$ " giving a finished 9" square.

Directions:

From each a red and a white fabric cut one strip $1\frac{1}{2}$ " wide by 38". This is enough for one block

From a blue fabric cut a $10\frac{1}{4}$ " square. Cut this square diagonally in half. This will give you 2 triangles - one for each of the blocks.

1. Sew the red and white stripes together. (Note: you want a quarter in seam allowance - a scant $\frac{1}{4}$ " may even be better.) Press to the red.
2. Cut the red and white stripes into the following pieces of the following lengths: 2", 4", 6", 8", $7\frac{1}{4}$ ", $5\frac{1}{4}$ ", and $3\frac{1}{4}$ ".
3. Sew the pieces of the red/white stripe together in the order listed in #2 above. NOTE: make sure that the red side of the 8" section is sewn to the white side of the $7\frac{1}{4}$ " section. (See diagram A) Press all stripes to the red.

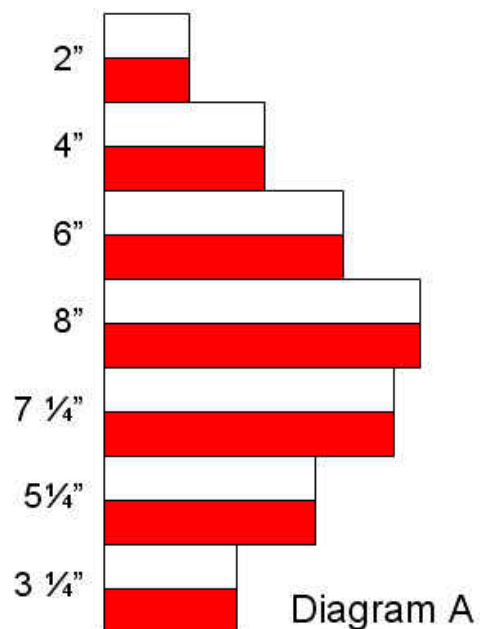
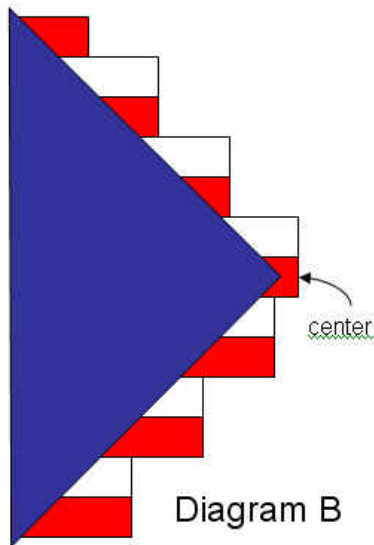



Diagram A

4. Remove the outside white stripe (2" piece) so that there are a total of 13 stripes with red as the first and last.
5. Before attempting to trim the striped triangle, trim the diagonal edge and sew to the blue triangle. Make sure to center the blue triangle so that it is centered on center red strip. (See diagram B)



6. Press to the blue triangle.
7. Following the appliqué directions defined last month, trace, fuse, and appliqué the star to the center of the blue triangle. Make sure to use stabilizer to get a good point on the star.
8. Using a square ruler, trim block to $9 \frac{1}{2}$ "
9. **Make second block for the veterans!**



HOLIDAY PARTY TIME

December is a time to party. The date for Monday is Dec 1 and for Thursday is Dec 4. The Thursday group needs volunteers to start planning. The Monday committee has begun! Always a good time for the members.

BABY NEWS

Debbie Goode has delivered a baby boy—Charles David. Congratulations to the new mama (Monday night member) and proud grandmother Irma Bast, currently chairing the 2010 Quilt Show.

THANKSGIVING FOOD BASKETS

Deacons are requesting the following items:

Canned Sweet Potatoes
Canned Whole White Potatoes or box of
instant potatoes
Canned Sauerkraut
Canned Green beans
Canned Corn
Canned Peas
Canned Carrots
Canned Stewed Tomatoes
Canned Cranberry Sauce
Canned evaporated milk
Rice
Pasta
Box of Stuffing
Box of Macaroni & Cheese
Box of Biscuit Mix
Box of Corn Bread Mix
Box of Brownie Mix
Gravy packets
Canned Pumpkin Pie Filling - Ready to bake
Canned Apple Pie Filling
Jell-O
64 oz. juice
Pie Crust Mix for 1double crust pie and
1single crust pie
Coffee

Woody will be collecting the items from the
benches in Lyle Buck. Deadline Sun Nov 16.

CALENDAR

Nov 1 Board Meeting, 9am room 252
Nov 3 Silent Auction 7pm; bidding 7:30
Nov 6 Love Quilts
Nov 10 Love Quilts
Nov 13 11 am Marylou McDonald; guest fee
Dec 1 Party
Dec 4 Party

2009
Jan 5 Love Quilts
Jan 8 Love Quilts
Jan 10 Board Meeting, 9am room 252
Feb 23 Sharon Schamber Lecture;guest fee
Mar 7 Board Meeting, 9am room 252
Mar 21 Sew-In
Jun 6 Board Meeting, 9am room 252

Faithful Circle Quilters

Anne Kelly, Editor
P. O. Box 6231
Columbia, MD 21045


Email: editor@faithfulcirclequilters.com

Faithful Circle Quilters
welcomes anyone
interested in quilts and
quilting.

We meet on Monday
evenings
from 7 to 9 pm
AND

Thursday mornings
from
10 am to 2 pm
At the
First Presbyterian
Church on
Rt. 108 at Rt. 29
Columbia, MD

Please come join us and
visit our web site at
www.faithfulcirclequilters.com



Betty Kilroy Oct Birthday Party

02	Susan Gearing	14	Emily Wheeler
03	Virginia Fry	18	Pam Shaw
03	Maggie Muth	20	Sharon Smith
09	Aurelia Dett	23	Linda Schiffer
11	Mary McCahill	24	Janette Tarr
12	Robin Caruso	27	Trish Loesch
12	Maggie Nebel	28	Leah Hurwich
12	Mary Ellen Williams	29	Pam Cocanour