

The Circular

President's Message

Hello, everyone. Welcome back, to those of you who have been away for the summer. We have a lot planned for the fall. There will be further details throughout the newsletter, but here are some highlights.

The dates for show and tell for the *Color My World* crayon challenge have been pushed back a week. The new dates are September 22 for the night group and September 25 for the day group. This is good for me, since my quilt is still an idea rather than anything completed. Those same dates will be the beginning of the round robin that Maria and her committee are sponsoring.

Caring Hands meets on September 24 and this month we will be doing crate covers for the Baltimore Zoo. We will be presenting them to the Zoo representatives on October 2. This is a new project for Caring Hands. Nancy and I have been developing patterns - an interesting process.

The registration forms for FCQ membership are online. There also will be hard copies at each of the meetings. The deadline is September 25 to register in order to have your information in the directory. Please register early.

Don't forget the November silent auction to benefit the church's Thanksgiving baskets. Thanksgiving isn't really all that far away.

We had the first meeting on the raffle quilt for the 2010 show. The turn out was very disappointing. We came up with a couple of ideas and I have agreed to head up this committee. I would be interested to hear from anyone who has suggestions. It is going to be hard to come up with a quilt that is as spectacular as some of our prior ones, but that is our goal.

FCQ Officers

President

Peg McClellan

Thursday

Vice President

Nancy Meier

Secretary

Mary McCahill

Treasurer

Eleanor Howe

Monday

Vice President

Kenzie Preston

Secretary

Jane Scott

Treasurer

Jeanette Cocker

MEMBERSHIP

Annual renewal is underway. All members must submit a membership form and check for dues by Sept 25 in order to be listed in the membership directory for 2008-09.

HELP WANTED: WEBMASTER FOR FCQ

FCQ needs a new webmaster to maintain and update our website and handle our email newslister. It only takes an hour or so a week at most, on average. If you are interested in the job and have the tools and the know-how to do it, please contact Monica Thomas for more information.

Monica has been a very reliable and attentive webmaster. She is resigning to travel extensively with her husband. Many thanks and ...Bon Voyages.

ZOOMOBILE

Thursday, October 2, 2008, 11:00

The Zoomobile will be coming from the Maryland Zoo in Baltimore! The outreach staff will treat us to the Fur, Feathers, and Scales program in which they will puzzle us with questions such as, "What's the difference between a skink and a snake? Do parrots and ducks have anything in common? What characteristics do humans share with other mammals?" We will meet representatives from the vertebrate families (i.e., animals) and explore what makes each unique and special.

Now you may wonder what this has to do with quilting? Well, on Wednesday, September 24 the Caring Hands group will be making crate covers for the Zoomobile animals and we will present these covers as part of the program. Unfortunately, we must limit attendance to members only. And to help our zoo friends feel welcome, let's decorate the room with animal quilts!

"COLOR MY WORLD" QUILT CHALLENGE

Here's the challenge: to create a quilt that is your interpretation of the color of your crayon from the crayon bag. Show-and-tell has moved back a week to *Monday September 22 and Thursday September 25.*

And if that isn't enough of a challenge Kenzie Preston has a great idea to make the Crayon Challenge even more fun! To make this special meeting for unveiling of our projects even more festive, please bring a food or beverage item to share that goes along with your color or color name. Some colors, like orange or lime green, will be easy, but if your color is something like timberwolf or brick, you may have to use your imagination. Monica Thomas's color is sepia (brown), but it is basically the color of chocolate, so she might bring brownies. It'll be fun to munch while we view all the beautiful creations.

Everyone in the guild is encouraged to take part in the challenge. We hope that this is going to be lots of fun.

Rules Reminder: There are just a few "rules" for this challenge.

- You need to use the color of the crayon somewhere in your quilt.
- The quilt can be traditional -- using your color -- or nontraditional -- an interpretation of your color, i.e. you pull "barn red" and create a farm theme quilt
- You need to keep the crayon and attach it to the quilt on the day we do show and tell.
- Quilts can be any size.
- "Quilts" can be totes or clothing - any type of quilted object.

EDUCATION

From Sheva Farkas ----

Marylou MacDonald is coming to lecture on Baltimore Album Quilts on Nov. 13.

Registration for Sharon Schamber will begin in October. Please note that anyone not paying by Sept. 11th for the Virginia Walton classes will be removed from the list.

Virginia Walton will be coming on Monday, October 6th to lecture at the guild at 7p.m. Virginia is an expert on color and will be bringing many examples of her work. She will also be teaching two classes for us:

October 4th *Virginia Walton* will conduct a workshop "Transitions" where she will supply kits for us to create a mosaic quilt with tessalations. See the example on her website www.creativecurves.com The class costs \$40, and if you want to purchase her fabric, it will be an additional \$35 plus whichever of the creative curves rulers you may want to purchase. This class is almost full; step quickly if you want to be in the class.

October 5th, we continue with a workshop on "Color" which also has a kit for \$25 in addition to the \$40 class fee. Again it can be found on her web site.

If you are interested in any of the classes, contact Sheva at sbpowers@verizon.net to register . They are starting to fill, so don't be disappointed.

BUS TRIP NEWS

from Sandy Lynch

These trips are a great way to spend time with friends and save some gas money. September 5th Bus trip participants are to meet at the Park & Ride by the church no later than 7:15 a.m. as the bus will leave promptly at 7:30. and will return at approximately 7 p.m. If anyone has a problem or needs to cancel at the last minute you can reach my cell phone at 240-593-6616.

October 10th Shopping trip to Lancaster County needs to have reservations and payment as soon as possible. I hope to be at the first September meeting and then I will be out of the country from September 12 to October 1., so if you are interested and/or need to pay, please let me know. Checks for \$40 should be payable to MILLTOWN QUILTERS.

SCHEDULED TRIPS

Friday September 5, 2008 takes us to the PENNSYLVANIA NATIONAL QUILT EXTRAVAGANZA which is being held in Harrisburg, PA. Cost is \$40 and includes admission to the show and driver's tip.

Fall PA Shopping Trip on Friday October 10, 2008. The \$40 fee includes the bus, driver's tip, & lunch. This goes to the Lancaster, Paradise, Intercourse areas and some great quilt shops.

Reservations can be made by emailing Sandy Lynch until Sept 8 (or your vice-pres after that) at sandyquilts@comcast.net. Or send your check for \$40 made payable to MILLTOWN QUILTERS to Sandy -- address is in the Membership Book. Glenda Kruger is the night bus chairman; her email glendakruger@msn.com

OLD QUILT RAFFLE

FCQ member Margie Kaufmann has donated a beautiful old quilt to the Faithful Circle Quilters to be used as a fundraiser. The FCQ board has decided to raffle the quilt to members. Money received will go into the guild's general fund. The quilt will be at meetings for the next several weeks- see Maria O'Haver to buy a ticket for \$1.00 each. To see photos of the quilt, go to our gallery at: <http://www.faithfulcirclequilters.com/gallery/Red-Raffle-Quilt>

ROUND ROBIN CHALLENGE

FCQ is inviting all members to join a Round Robin Challenge starting September 2008. Plan your own challenge piece and have your center starting block ready for September

There will be two groups: a Monday group headed up by Jeanette Cocker and a Thursday group with Maria O'Haver in charge. Starting block is due at the Monday, September 25 meeting or the Thursday, September 28 meeting. . Pillow cases are ready, and registrations have begun at the meetings. For all the details, go to:

<http://www.faithfulcirclequilters.com/announcements/RoundRobin2008Rules.pdf>

SENDING GOOD WISHES

We'd like to cheer Jean Webster on her recovery by sending her hearts. Her preference is for "bright, bright" hearts on a white background, 6" finished - if appliqué start with a 7" square. Jean is back at home, so stitch up a pretty heart, enclose it in a nice card and send it to her at her address listed in the FCQ directory.

MEMBER OFFERS BARGAIN

Bernina 180E Sewing and Embroidery Machine - For Sale - \$1100.00

Machine is in good cosmetic and mechanical condition. It was recently serviced and is ready to stitch! Comes with all the original parts and some extras including the Plexiglas extension table. Among its many features, this machine includes a large touch screen, the 9mm stitch length and pre programmed embroidery designs. If interested or for more information, contact Bonnie Tester at BATester@Verizon.net or (301) 937-2016.

MEMBER VOLUNTEER PROJECTS

Quilts For The Soldiers

Bonnie Dank reminds us that there is a real need for quilts for injured soldiers returning from Iraq and Afghanistan. As the war continues we tend to forget the men and women serving our country. Quilts in any size, any color - even pillows would be nice to support a wounded arm or leg. Bonnie will collect them and take to the hospital. Let's show our support for our troops by comforting them at a time when they really need our help.

Quilts for "KOMEN MD Race for the Cure" Breast Cancer Fundraiser

FCQ members have again been very generous with this fund raiser. Komen Quilts for the Cure will be raffled on Sunday, October 19, 2008 during the Komen Race for the Cure.

Leah Hurwich and Stephanie Sanidas will be selling tickets through September at FCQ meetings for the 14 quilts and 6 other items made by FCQ members for this year's Race for the Cure Quilt Raffle. And all of the quilts have a pillow with them.

The tickets are \$1.00 each or 6 tickets for \$5.00. You can see the quilts and other items that FCQ members have made in the FCQ Gallery:

<http://www.faithfulcirclequilters.com/gallery/album11> .

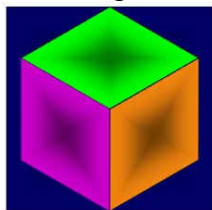
For a list and description of the quilts (and other items) and who made them, click on the link at FCQ Komen Quilts on the FCQ Announcements page or in our Gallery or go to: <http://www.faithfulcirclequilters.com/announcements/2008FCQKomenDonations.pdf> .

For more information about the Susan G. Komen Race For the Cure, go to their web-site "2008 Race Event Info & Updates" page": <http://2008rftc.kintera.org/faf/home/ccp.asp?ievent=262076&lis=1&kntae262076=BBBB1A81D7BE40B4AF19224308B32A08&ccp=58268> .

BLOCK OF THE MONTH

May BOM Block #9

Tumbling Block - Unfinished 9 1/2"



Last drawing winner was Sharon Rhoton; once again proving "YOU HAVE TO PLAY TO WIN". She has already sewed them up into a very cheery quilt.

Sept BOM Block #1



Leaf Block

There are many variations on a leaf block, and several ways to piece this one. Here's one way using the stitch and flip method to make half square triangles.

Fabric:

Background: use a cream color

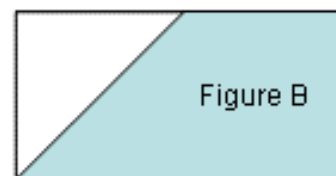
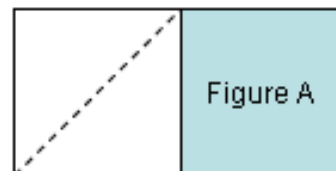
Leaf: use any fall leaf color

Refer to the picture for the layout. The square will measure 6 1/2" giving a finished 6" square.

Directions:

From the background fabric,
cut 5 pieces: 2 1/2" squares
cut 1 piece: 2 3/4" square

From the Leaf fabric,
cut 1 piece: 6 1/2" by 2 1/2" rectangle
cut 1 piece: 4 1/2" by 2 1/2" rectangle
cut 2 pieces: 2 1/2" by 2 1/2" rectangle
cut 1 piece: 4 1/2" by 1" rectangle



Draw a diagonal line on back of 4 of the 2 1/2" background squares. Cut the larger background square on the diagonal. Center and stitch the diagonal edge of one triangle to the long side of the stem rectangle (the 1" wide rectangle) right sides together (RST). Center and stitch the other triangle to the other side of the stem piece, RST. Press the seam allowances to the stem fabric. Use a clear cutting ruler to center the stem on the diagonal and trim square to 2 1/2".

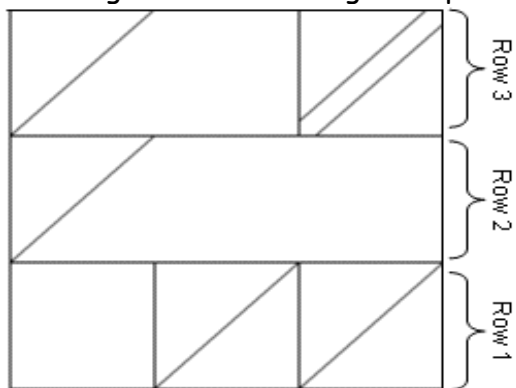
Take a square of background fabric and position it to the right side of the 4 1/2" leaf rectangle, RST. Make sure the marked diagonal line runs from the top right to the lower left of the leaf fabric (see figure A). Stitch along the diagonal from the background fabric. Flip the top left corner of the background fabric down to meet the lower right corner along the stitched line and press to the leaf fabric. Trim out the back 2 layers of fabric to reduce bulk.

Repeat step 4 with the 6 1/2" rectangle of leaf fabric.

Repeat step 4 again with each of the 2 squares of leaf fabric and 2 squares of background fabric, with the leaf fabric in the lower right of the finished square.

Assemble Row 1: Stitch together one diagonal square to the other, keeping the leaf triangles to the lower right of the strip (see block layout). Stitch the last square of background fabric to the right end of this strip. Press both seams to the right to reduce bulk.

Assemble Row 3: Stitch the stem square to the left of the shorter (4 1/2") rectangle with the stem running from the lower left to the upper right and the background triangle on the lower right of the rectangle strip.



Stitch the rows together following the diagram.

CALENDAR

- Sep 1 No meeting - Labor Day
- Sep 4 Love Quilts
- Sep 5 Bus trip to PA National Quilt Extravaganza XV; fee & reservation
- Sep 11 Love Quilts
- Sep 15 Board Meeting, 9amroom 152
- Sep 22 Challenge Show and Tell
- Sep 22 Monday Round Robin begins
- Sep 25 Challenge Show and Tell
- Sep 25 Thursday Round Robin begins
- Oct 2 Zoomobile
- Oct 4 Virginia Walton, fee and registration
- Oct 5 Virginia Walton, fee and registration
- Oct 6 Virginia Walton lecture 7 pm
- Oct 9 Love Quilts
- Oct 10 Bus trip - PA Shopping; fee reservation
- Oct 13 Love Quilts
- Nov 1 Board Meeting, 9amroom 152
- Nov 13 11 am Marylou McDonald

2009

- Jan 10 Board Meeting, 9amroom 152
- Mar 7 Board Meeting, 9amroom 152
- Jun 6 Board Meeting, 9amroom 152

REMINDER: Your design ideas for the next FCQ raffle quilt to be given away in April 2010 are being considered now. Do you have an idea? Design? Organizational skills? Contact Irma Bast or Peg McClland.

List of members' services

Debra Gabel Business: Zebra Patterns. Lectures, Workshops, Consulting, Trunk Shows. A full line of quilt patterns. Lectures and guild workshops based on my patterns or art quilts. Private studio mentorships in my studio. Consultant to local quilt shops and individuals. Bachelor of Fine Arts from the State NY University-New Paltz. Phone: 410-531-9047 Email: debra@zebrapatterns.com Website: <http://zebrapatterns.com> (under construction)

Julia Graves Business: Special Occasion Quilts LLC. Long-arm machine classes and rental on APQS Millenium in Burtonsville MD. Designing and creating custom quilts; discounted Quilter's Dream batting: cotton, polyester, or blend. Phone: 301 860-1376 Email: juliagraves@verizon.net Website: <http://mysite.verizon.net/juliagraves/>

Jean McDonald Business: A Touch of Class, Laurel, Maryland. Custom quilting using a Gammill Longarm Quilting Machine and overall patterns using a Statler Stitcher. Other services offered: making memory quilts, creating custom quilts, and t-shirt quilts, batting available for customers in my studio. Training: hands-on classes taken with Linda Taylor, Karen McTavish, Marcia Stevens, Pam Clarke, and Kathy Olson. Phone: 301-725-8183 email: mj4mcd@quixnet.net

Maria O'Haver Business: Pangor Quilt Design Studio in Ellicott City. Long-arm quilting; quilt design, construction, basting, top finishing, repair. T-shirt quilts and quilted apparel. Phone 410 750-3866 Email: mohaver@comcast.net and web <http://www.mariaohaver.com/>

Linda Schiffer Store: Seminole Sampler in Catonsville; teach private classes on a wide variety of quilt and sewing topics. Call the shop to register. Email: quilter@lhsdesigns.jagunet.com

Susan Schreurs - Memory Patch. -quilt repair and restoration in home studio. Also work on hand-knits and other "treasures" (old and new) to creatively repair, restore or repurpose the treasure so that it can remain in use and appreciated.. Phone: 301-526-3439 or 301-570-0715 Email: schreurs_ss@yahoo.com.

Inge Stocklin - quilt restoration, appraisals and quilt washing. I have a B.S. degree in textiles from Univ of MD, owned the Quilt Studio in Ellicott City for almost 10 years. Phone: 301-490-3544 Email: ingestocklin@comcast.net.

Faithful Circle Quilters

Anne Kelly, Editor
P. O. Box 6231
Columbia, MD 21045


Email: editor@faithfulcirclequilters.com

Faithful Circle Quilters
welcomes anyone
interested in quilts and
quilting.

We meet on Monday
evenings
from 7 to 9 pm
AND

Thursday mornings
from
10 am to 2 pm
At the
First Presbyterian
Church on
Rt. 108 at Rt. 29
Columbia, MD

Please come join us and
visit our web site at
www.faithfulcirclequilters.com



Betty Kilroy Sept Birthday Party

01	Jane Sinek	19	Judi Warren
03	Carolyn May	20	Lois Krebs
03	Cheri Nicodemus	21	Nancy Gordon
04	Lisa Biordi	23	Rita Plonski
05	Emilie Sadowsky	23	Joyce Ritter
08	Sue Ellian	25	Janet Deutsch
12	Barbara Buchanan	26	Kenzie Preston
13	Eleanor Howe	28	Nancy Martin
14	Nelly Cuellar	29	Della LeConte
16	Sharon Orange	29	Sheila Riess
18	Ann Corbett	30	Claudia Pearce