

# The Circular

## President's Message

*Color my World* was a spectacular success. We had over 300 quilts on display. The weather cooperated. All in all, a wonderful show. Kudos to our "quilt show queen" Mary Beth Little and to everyone who played a part. Members, please pass along our thanks to the significant others – husbands, sons, daughters, neighbors, etc. - who also helped. If you have never been able to work on set-up day, you miss the incredible transition from utter chaos into a beautifully presented show.

Congratulations to the winners of the Viewer's Choice awards. I heard many visitors talking about the hard time they were having deciding how to vote. Too many wonderful choices. Also, congratulations to everyone who won in the raffles.

Even though we can all breathe a sigh of relief that the quilt show is a fond memory, we do have a number of things going on in May.

- We will have the election of new officers on May 5 and May 8. The proposed slate of officers appears later in the newsletter.
- There is also a list of thank you blocks. We have a number of members who have served two or three years on the board who will be rotating off in June. So, we will all be busy making blocks.
- Nancy Meier has offered to "host" a sew-in on May 31. It has been a while since we have done one so it will be fun to get together and sew and chat.

I enjoyed Barbara Olsen's presentation. She told us that she only works on one project at a time. I don't think I will ever be able to do that. But it clearly works for her. Her quilts were something special.

I know that I keep mentioning the tree outside this window. This evening it is in full bloom – pink flowers like the ones on the quilt I bought in the Silent Auction. I have a pair of flickers enjoying the suet and a black squirrel pretending that he is a bird and munching on bird seed. It is a wonder I ever get anything done here. Maryland is so pretty in the Spring. Enjoy!

Peg

### FCQ Officers

#### President

Peg McClelland

#### Thursday

#### Vice President

Joyce Ritter

#### Secretary

Carol Petranek

#### Treasurer

Lynne Douglas

#### Monday

#### Vice President

Sharon Rhoton

#### Secretary

Julia Graves

#### Treasurer

Nancy Evans

\*\*\*\*\*QUILT SHOW NEWS\*\*\*\*\*

**From The "Outgoing" Chairlady-MaryBeth Little**

Wow, what a terrific quilt show we had!!

Everyone surely worked hard over the past two years to produce a bumper crop of beautiful quilts. I'm told one of our visitors was overheard saying "this IS a juried show, isn't it?" No, it's not; we just have some phenomenal talent in this guild - so much talent that it was hard to pick favorites. But naturally, our viewers did just that. And the winners were:

- In the large quilt category, as well as Best of Show: *Beautiful Maryland*, by Maria O'Haver
  - Medium quilts went to Jean McDonald for her *Hearts Aglow* quilt.
  - Jean also won in the wearable category for her jacket, *Elegant Cruise*.
  - The small quilts award went to Sue Van Voorhees for *Spring Fling*.
  - The award for the "others" category went to Ann Corbet for her cute *Christmas Mantle Scarf*.
- Congratulations to all our winners.

I'd like to take this opportunity to thank some very instrumental people for all their hard work. Sheila Riess, Maria O'Haver, and Sue Moats for designing and quilting our wonderful raffle quilt - what a great way to start the ball rolling!! Jackie Hall for taking on the job of ticket distribution (and record keeping). Debra Gabel - thanks for all the wonderful images of our quilt and all the graphics for our posters, flyers and anything else I asked of you!! Eleanor Moland did a bang up job on publicity. Caren Fitzpatrick and Diana Morray, you did a super job on the door prizes and raffle baskets (even if I didn't win anything!). Alka Mital - thanks for soliciting and organizing our vendors; they were a great addition to the show. Thanks also to Adrienne Fogle and Carol Roberts for standing in for Alka during the show and playing guardian angel to our vendors. Carolyn May (and her back ups Irma and Rita)

for a great job with the registration process. Eleanor Fabiszak (emphasis on FAB!!) did a FABulous job on the Silent Auction. Joyce Ritter - you did a phenomenal job designing the layout of the rooms. Everyone's quilts were displayed with so much attention to details. Anne Kelly - thanks so much for organizing and running the Peddler's Table; members and visitors came away with some great bargains. Susan Adams, what can I say? You kept us going with great food and nurturing spirit; and we probably all gained 5 pounds during the show!!! Beth Bohac and Pat Bloomer for organizing and performing some great demonstrations; they went over really well with our visitors. Maria O'Haver - thanks for producing an outstanding program. Sandy McDonald, you did another terrific job decorating the show. I heard so many comments about how the props added so much to the dimension of the quilts. Margo Cramer - your roused rose Viewer's Choice ribbons were beautiful (I'm going to have to work really hard to try to win one of those one of these days). How many ballots did you count? A LOT!!!! Lynne Douglas for keeping all the attendance desks, raffle tables, etc. in correct change and doing all the financial matters that needed to be done! Peg McClelland, thanks for organizing all our MANY volunteers into an efficient, effective army!! And last but CERTAINLY NOT least, thank you to all those many volunteers, who put in hours before, during and after the show, without whom we would not have been able to pull off such a Herculean task.

Garden Sundial may not be with our guild any more, but at least it went to a good home. Dorothy Peters, a fellow quilter and a member of Milltown Quilters, won our beautiful raffle quilt. She came right down to the show to claim her prize!!

The final figure on attendance and moneys earned are not in quite yet, but seems we are

on a par with what was expected. The Silent Auction made over \$3000 for our educational program. Everyone can be proud of this show. I know I am. Thanks for giving me this opportunity.

**From the SILENT AUCTION chair-  
Eleanor Fabiszak**

A very big thank you to those who helped in any way to make the Silent Auction a success. Whether you donated items, helped set up, manned the table during the show, or helped collect money and take down at the end, you all did a great job!!! We collected \$3,449.00. 120 items were donated. Wall hangings, baby and lap top quilts, tote bags of all sizes, place mats and purses were the most popular items. We can expect to have great teachers instruct us during the next two years. Well done!!! Thank you again for all your support.

**From the PEDDLERS' TABLE**

37 peddlers brought in items and countless buyers shopped and purchased 2500 items. That represented 75% of all the goodies. Thank you to all--buyers, sellers, and volunteers.

**From the HANGING-THE-QUILTS chair  
- Joyce Ritter**

Thanks! This year's set-up/take-down volunteers were the BEST EVER!! Not only were we set up in record time (by 5:00), but we were down in record time too (again, by 5:00) and with more quilts than ever, I believe. Special thanks to Jackie Hall who does it all, Caren Fitzpatrick for construction and Leigh Eirich who is the vacuum maven for their work in the main room, along with the rest of the crew. The chapel was a triumph of perseverance thanks to MaryBeth Little, Stephanie Sanidas and their crew, and Peg

McClelland, Beth Bohac and company who did great things in the Head Start room. Great big hugs and deep appreciation to the men who were volunteered and did such a fine job . . . and special thanks to Buck Buchanan, our male quilter who, along with Dede Edwards, got conscripted to work with Woody to the bitter end with moving furniture, etc.

**From DECORATIONS COMMITTEE Chair  
- Sandy McDonald**

I would like to thank my committee for helping make the decorations a great success. I heard many wonderful comments about the decorations. I would also like to thank the members of Faithful Circle for sharing their beautiful items.

.....

**2008-2009 Elections**

We will be electing the new guild officers on May 5 and May 8. There were no nominations from the floor, so the slate is:

President	Peg McClelland
Day:	
Vice President	Nancy Meier
Secretary	Mary McCahill
Treasurer	Eleanor Howe
Evening:	
Vice President	Kenzie Preston
Secretary	Jane Scott
Treasurer	Jeanette Cocker

Elections will be on Monday May 5 and Thursday May 8. Thank you to everyone who has volunteered to fill these positions!

**GOOD-BYE BLOCKS**

Farewell blocks for Eleanor Moland are cream and pastel florals. She actually moved during the quilt show. Use the new block and include a suitable message.

## **THANK YOU BLOCKS FOR RETIRING OFFICERS**

Many of our officers are "retiring" in June. As is our tradition, the guild wants to say Thank You for the time and effort that these women have expended for us. The following is the list of Thank You "blocks". We will present the blocks to the outgoing officers at the spring parties, so we need to get busy.

- Joyce Ritter - "Good-bye" block with light centers and dark corners in purple, turquoise, green
- Sharon Rhoton - Magic Nine Patch in Christmas colors and white (6")
- Lynne Douglas - Magic Nine Patch with blue and yellow (6")
- Carol Petranek - Magic Nine Patch with pastels and white (6")
- Julia Graves - 7" squares of light colored (Not white/off-white) blendable fabrics (I have asked her to bring in a sample)
- Eleanor Moland - "Good-bye" block with cream centers and batik corners
- Mary Beth Little - Magic Nine Patch in your choice of country colors and neutrals (9")

Instructions for making the blocks can be found in the cabinet at the church and also on the FCQ web-site. Please be sure to add your name and a message to your blocks.

## **2008 FAITHFUL CIRCLE QUILTERS/MILLTOWN QUILTERS BUS TRIPS ANOUNCEMENT**

The second bus trip will be on Friday, September 5, 2008 to the PENNSYLVANIA NATIONAL QUILT EXTRAVAGANZA XV. It

is again being held in Harrisburg, PA. the first week of September. According to the Mancuso web-site - "Entries to the competition include traditional and innovative quilts

### **The last trip of the year is the Fall PA Shopping Trip on Friday October 10, 2008.**

The trip will again be the second Friday in October. The \$40.00 bus trip fee includes the bus, driver's tip and lunch and tip. This is a great way to get some fabrics at discount prices.

All bus trips will leave the 'park and ride' lot (in front of the Church) promptly at 7:30am and should be back by 7:00pm. These bus trips are a great way to spend time with quilting friends and save money on gas.

For an email requesting information and to signup for the trips YOU CAN USE THE 'BUS TRIPS' LINK IN THE FCQ'S WEB-SITE PAGE LISTING "GUILD LEADERSHIP" (see meetings and membership info)

<http://www.faithfulcirclequilters.com/member/ship/board.html>

### **GUILD HISTORIAN**

Hillary Fay did a wonderful job as guild historian for several years. However, we have lost her to her very successful veterinary practice. So, we have been without a historian for many months. Gwen Hartong has agreed to take this on along with Eleanor Fabiszak and Fran Chernoske. They have already started going through notebooks and files; have spoken with Leah and others about collecting photos; and are working to get a handle on what we have.

Thank you, Ladies!

## EDUCATION

From Sheva Farkas ----

*Virginia Walton* is coming on Monday, October 6th to lecture at the guild at 7p.m. Virginia is an expert on color and is bringing many examples of her work. She will also be teaching two classes for the guild; both workshops will be held at Seminole Sampler in Catonsville.

October 4th *Virginia Walton* will conduct a workshop "Transitions" where she will supply kits for us to create a mosaic quilt with tessellations. See the example on her website <http://www.creativecurves.com/>. The class costs \$40, and if you want to purchase her fabric, it will be an additional \$35 plus whichever of the creative curves rulers you may want to purchase. This Saturday class is at Seminole Sampler

October 5th, we continue with a workshop on "Color" which also has a kit for \$25 in addition to the \$40 class fee. Again it can be found on her web site; this is a Sunday class held at Seminole Sampler.

I have opened registration for these classes, so sign up as soon as possible so you are not disappointed. Email at [sbpowers@verizon.net](mailto:sbpowers@verizon.net) to register.

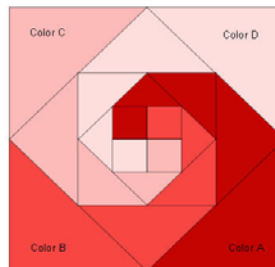
Also, coming in November, our own Marylou McDonald will give a lecture to the guild on the 13th at 11 a.m. Her expertise on Baltimore Album Quilts is legendary, and we are incredibly lucky to have her both as a speaker and member.

Finally, I have signed contracts for Cynthia England and Nancy Odom, so we will have a wonderful year of classes.

## BLOCK OF THE MONTH

### February 2008 BOM Block #6

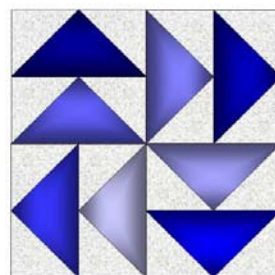
Snail's Trail - Unfinished 9  $\frac{1}{2}$ "



We know and can report Leigh Eirich won (thanks to Dede Edwards for the report).

### March 2008 BOM Block #7

Flying Geese - Unfinished 9  $\frac{1}{2}$ "



Stephanie Sanidas won March.

### April BOM Block #8

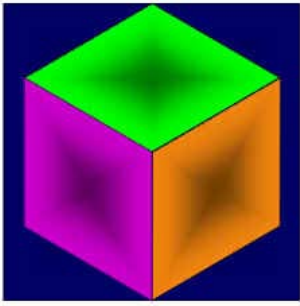
Mitered Corners - Unfinished 9  $\frac{1}{2}$ "



To be drawn May 1.

## May BOM Block #9

Tumbling Block - Unfinished 9 1/2"



Fabric: Background: Select a black or very dark contrasting fabric

Block: Select any three contrasting bright fabrics (eye-popping bright!).

### Instructions:

- 1) Cut 2, 4" x 6" rectangles of the background fabric. Cut in half diagonally
- 2) Cut 2, 1 3/4" x 5" strips of the background fabric.
- 3) Cut 1, 4 3/8" x 8" each of the bright fabrics. Using a ruler with a 60-degree line, trim one end of each rectangle to 60-degrees. Place this new edge along the straight of the ruler, measure 4 3/8" and make a second cut. (See Figure 1.)

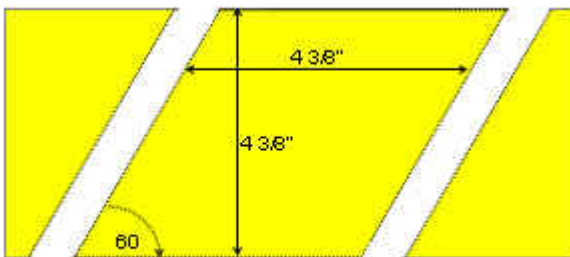


Figure 1

- 4) Align right sides of diamond B and C. Sew with 1/4" seam allowance up to the inset point (See Figures 2 and 3). Work a few backstitches to secure. Do not press seam.

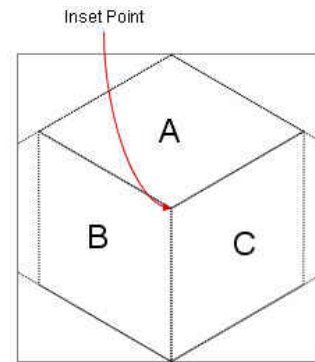


Figure 2

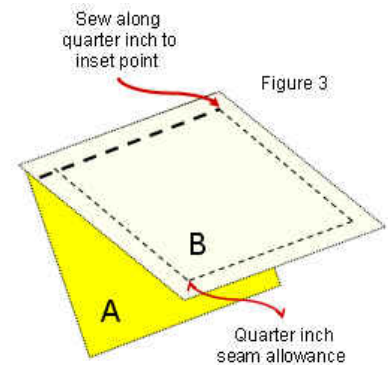


Figure 3

- 5) On back of A, draw the quarter inch seam allowance. Pin right sides of diamond B to diamond A. Sew along the 1/4" seam stopping at inset point. (See Figure 2.) Work a few backstitches to secure. Do not press seam.
- 6) Pin right sides of diamond B to diamond A. Sew along the 1/4" seam stopping at inset point. (See Figure 2.) Work a few backstitches to secure. Press all seams open.
- 7) Sew a 5" strip to B and one to C. Trim strips following block diagrams. (See figure 2.)
- 8) Sew a triangle to open edges of A, B and C. (See figure 2.)
- 9) Trim block to 9 1/2".

## List of members' services

*Debra Gabel* Business: Zebra Patterns. Lectures, Workshops, Consulting, Trunk Shows. A full line of quilt patterns. Lectures and guild workshops based on my patterns or art quilts. Private studio mentorships in my studio. Consultant to local quilt shops and individuals. Bachelor of Fine Arts from the State NY University-New Paltz. Phone: 410-531-9047 Email: [debra@zebrapatterns.com](mailto:debra@zebrapatterns.com) Website: <http://zebrapatterns.com> (under construction)

*Julia Graves* Business: Special Occasion Quilts LLC. Long-arm machine classes and rental on APQS Millenium in Burtonsville MD. Designing and creating custom quilts; discounted Quilter's Dream batting: cotton, polyester, or blend. Phone: 301 860-1376 Email: [juliagraves@verizon.net](mailto:juliagraves@verizon.net) Website: <http://mysite.verizon.net/juliagraves/>

*Jean McDonald* Business: A Touch of Class, Laurel, Maryland. Custom quilting using a Gammill Longarm Quilting Machine and overall patterns using a Statler Stitcher. Other services offered: making memory quilts, creating custom quilts, and t-shirt quilts, batting available for customers in my studio. Training: hands-on classes taken with Linda Taylor, Karen McTavish, Marcia Stevens, Pam Clarke, and Kathy Olson. Phone: 301-725-8183 email: [mj4mcd@quixnet.net](mailto:mj4mcd@quixnet.net)

*Maria O'Haver* Business: Pangor Quilt Design Studio in Ellicott City. Long-arm quilting; quilt design, construction, basting, top finishing, repair. T-shirt quilts and quilted apparel. Phone 410 750-3866 Email: [mohaver@comcast.net](mailto:mohaver@comcast.net) and web <http://www.mariaohaver.com/>

*Linda Schiffer* Store: Seminole Sampler in Catonsville; teach private classes on a wide variety of quilt and sewing topics. Call the shop to register. Email: [quilter@lhsdesigns.jagunet.com](mailto:quilter@lhsdesigns.jagunet.com)

*Susan Schreurs* - Memory Patch. -quilt repair and restoration in home studio. Also work on hand-knits and other "treasures" (old and new) to creatively repair, restore or repurpose the treasure so that it can remain in use and appreciated.. Phone: 301-526-3439 or 301-570-0715 Email: [schreurs\\_ss@yahoo.com](mailto:schreurs_ss@yahoo.com).

*Inge Stocklin* - quilt restoration, appraisals and quilt washing. I have a B.S. degree in textiles from Univ of MD, owned the Quilt Studio in Ellicott City for almost 10 years. Phone: 301-490-3544 Email: [ingestocklin@comcast.net](mailto:ingestocklin@comcast.net).

## CALENDAR

May 1 Love Quilts

May 5 - Elections

May 5 Love Quilts

May 8 - Elections

May 26 No meeting - Memorial Day

May 31 - Sew-in

June 9 Love quilt kit making

June 12 Love quilt kit making

Sep 1 No meeting - Labor Day

Sep 5 Bus trip to PA National Quilt

Extravaganza XV; fee & reservation

Oct 4 Virginia Walton, fee and registration

Oct 5 Virginia Walton, fee and registration

Oct 10 Bus trip - PA Shopping; fee &

Reservation

Nov 13 11 am Marylou McDonald

# Faithful Circle Quilters

Anne Kelly, Editor  
P. O. Box 6231  
Columbia, MD 21045


Email: [editor@faithfulcirclequilters.com](mailto:editor@faithfulcirclequilters.com)

Faithful Circle Quilters  
welcomes anyone  
interested in quilts and  
quilting.

We meet on Monday  
evenings  
from 7 to 9 pm  
AND

Thursday mornings  
from  
10 am to 2 pm  
At the  
First Presbyterian  
Church on  
Rt. 108 at Rt. 29  
Columbia, MD

Please come join us and  
visit our web site at  
[www.faithfulcirclequilters.com](http://www.faithfulcirclequilters.com)



## Betty Kilroy May Birthday Party

02	Pat Bloomer	17	Jane Ebert
02	Beth Rice	22	Sharon Etridge
05	Barbara LaNore	23	Mary Beth Little
06	Buck Buchanan	24	Cheryl Paytas
06	Edith Candee	26	Barbara Blue
08	Kim Reading	26	Adrienne Phelan
10	Dede Edwards	28	Kathy Davis
11	Cynthia Hall	28	Jeanne Smith
12	Margo Cramer	30	Nora Goldstein
15	Inge Stocklin	31	Amy Murray