

The Circular

President's Message

Well, the quilt show is upon us. Volunteer sign-up sheets are available at each meeting. We need many volunteers, from Tuesday afternoon until the church is back to normal Saturday night. If you can't be at a meeting to sign up, please email or call me and I will make sure that we get your name on the list.

Now that your quilts are registered, please give some thought to an item for the silent auction. The money from this will help fund our educational programs for the next two years. Eleanor can take things right up to the very last minute but it makes her planning and accounting much easier to have them earlier.

The proposed slate of officers for next year is included later in the newsletter. Thank you to everyone who has offered to fill one of the positions. The Guild will also entertain nominations from the floor on April 11 and April 14. Voting will take place in May.

I hope each of you had a chance to see Paula Nadelstern. She was a delightful speaker. Barbara Olson will be here in April, doing two classes and a lecture. Barbara is another nationally known quilter. Her quilt "In the Beginning" was selected as one of the 100 Best American Quilts of the Century. Again, I hope everyone will be able to get to one of these events.

Happy Spring. See you all at Color My World.!

FCQ Officers

President
Peg McClelland

Thursday

Vice President
Joyce Ritter
Secretary
Carol Petranek
Treasurer
Lynne Douglas

Monday

Vice President
Sharon Rhoton
Secretary
Julia Graves
Treasurer
Nancy Evans

*****QUILT SHOW NEWS*****

From The Chairlady-MaryBeth Little

Wow!! Can you believe the show is just around the corner? Hope you've finished that quilt you registered (or are very close anyway - I still haven't sewn my sleeves on, but I promise I will!!!) You'll be receiving your drop-off kit (bag and receipt) for those registered quilts at one of the guild meetings soon. Have you signed up on the volunteer lists to help make this the greatest show yet? There are plenty of opportunities, both sitting and walking. And don't forget, we'll be accepting donations for the Silent Auction up until the day of the show (though, of course, we'd like them earlier than that!). If you're planning on participating in the Peddler's Table, don't forget to pick up your guidelines and inventory sheets; they're available on-line at the website and at the guild meetings (look for the manila envelope marked "quilt show").

We'll be doing an inventory of the poles after the board meeting on Saturday, April 5 - we should be starting that between 10:30 and 11 am, so if you're available give me a call (410-740-2409). Tuesday, April 15 at 4:30 we'll be washing and assembling poles with our good buddies the Boy Scouts. Wednesday April 16 we'll be at the church to start accepting your pre-registered quilts at 7:30 am in the back main entrance. Drop off will be 7:30 am. - 1:00 pm. If you can't make that time frame, please arrange with a friend to drop it off for you. We'll also be accepting your Peddler's Table items at this time. Vendors will be setting up Wednesday too. Speaking of vendors, Alka must step aside from this for show. She's done a wonderful job of soliciting and organizing the vendors for the show, but she'll be in India for the actual show. I'm looking for someone to step forward and help oversee the vendors during the show itself. This person will direct the vendors to their designated spots (don't worry, Alka has already assigned them), provide them with their badges, be available during the

show to ensure they get breaks (we'll have folks on the sign-up sheets to help) and to assist with take down after the show.

Obviously, I'm planning on being on-site for the duration of the show, but it would be helpful to have another person devoted to this aspect of the show.

We'll be completing the set up and hanging Wednesday, husbands/ sons/ daughters/ friends/etc. are all welcome to help. With all that setting up, you know we can use the extra people-power! The show runs 10 am - 8 pm Thursday and Friday and 10 am - 4 pm Saturday with take-down to follow immediately. We'll follow the same procedures as with the last show: you'll need your receipt, and we'll go room by room in an orderly fashion (didn't know I was an elementary teacher in a prior life did you?). Hubbies, etc. are encouraged to help out here too!!! Whew, remember the old adage "many hands make light work" - that's become my mantra! See you soon, MB

Quilt Show Decorations-

From chair Sandy McDonald:

Ladies, it's that time again to start looking through your homes for those beautiful decorations for the Quilt Show. As in years past, each quilt grouping will have a beautiful display of things to enhance the beauty of the quilts--things like: dolls and doll furniture, stuffed animals, small pieces of furniture, old toys, baskets, baskets of silk flowers, old linens, anything country, and anything old. We've always gotten rave reviews from viewers because our quilts are so beautifully displayed with our little extras.

I will have the forms, directions, and tags at the April meetings. I also will be at the church on Wednesday morning and all through the day to accept your decorations. Decorations will be set up after the quilts are hung, about 5:00 p.m. on Wednesday. If you have any questions,

please call me at 410-461-4337. So get ready and get your things ready for the show!!

From Registration

Quilt Registration is now officially over, and you won't believe how many outstanding quilts we will be showing at this year's show! Large quilts must have a sleeve and it's a good idea to put a sleeve on the mediums as they may be able to hang it on the poles with the large ones. Please remember that you must pick up your "bags and tags" and instructions for delivering the quilts to the Church. Bag and Tag days are April 3, 7, 10 and 14. Quilts must be delivered to the Registration desk on Wednesday, April 16 between 7 A.M. and 1 P.M. If for some reason you cannot make it, please make arrangements with a friend. Thanks!

From the Peddlers' Table

There are two ways to support the Peddlers' Table: BUY and/or SELL. Sell **quilt related** items to make room then stop by to see what you need to add to your stash which you have just cleaned out! All FCQ members are welcome to consign good condition fabrics and quilt supplies. The inventory form is on-line <http://www.faithfulcirclequilters.com/quiltshow2008/quiltshow2008.html>. Items should be grouped into bundles priced at **whole dollars** (to avoid making change). The priced items and inventory sheets will be accepted during the show set up day Wednesday April 16.

Members are also responsible for picking up their unsold items immediately after the show ends. Proceeds from your sales will be distributed at FCQ meetings the week after the Quilt Show.

Sign-Up Sheets

Sign-Up sheets are available at the meetings so pick a time and an activity and help your guild. Sharon Rhoton has a good strategy - pick activities that alternate between standing and sitting so you can pace yourself throughout the day. We ALWAYS need white-glovers!

Silent Auction Items

Eleanor Fabiszak is asking for Silent Auction donations. She only has about 40 or so and in years past we've had over 100! Remember, Silent Auction proceeds fund our education budget so if we want to get the great teachers we've had in the past, we need the money. Look around and see if you have an unfinished project from a class, a block that you could make into a wallhanging or a pillow.

Show Schedule

Tuesday, April 15 - evening. Get the poles out of the shed and into the hall to wash and assemble.

Wednesday, April 16 - 7:30 'til we're done. Setup! Registration begins as 7:30 am and we'll be hanging quilts, setting up Silent Auction, helping Vendors, hanging signs - everything to get ready for the big show.

Thursday, April 17 - 10am - 8 pm. Show time!

Friday, April 18 - 10am - 8pm Day 2

Saturday, April 19 - 10am - 4pm. Last day - Raffle Quilt drawing.

SEE CHART OF COMMITTEES ATTACHED

MEMORY BLOCKS

Farewell blocks for Eleanor Moland are cream and pastel florals. Use the new block and include a suitable message.

LOVE QUILTS - HELP NEEDED

In order to continue tying quilts for the next couple months as planned, we need some more quilt tops to be finished by members. We still need about 10 large and 20 small quilt tops to be sewn. Kits for both sizes are available at all meetings.

NOMINATION FOR 2008-2009 BOARD

We had no one volunteer for the Nominating Committee but we do have a proposed slate of officers for 2008-2009:

President Peg McClelland

Day:

Vice President Nancy Meier

Secretary Mary McCahill

Treasurer Eleanor Howe

Evening:

Vice President Kinsey Preston

Secretary Jane Scott

Treasurer Jeanette Cocker

According to the bylaws, nominations from the floor are to be taken no later than the third week of April. Since there is no meeting on April 18 because of the quilt show, we will finalize nominations on Thursday April 11 and Monday April 14.

2008 FAITHFUL CIRCLE QUILTERS/MILLTOWN QUILTERS BUS TRIPS ANOUNCEMENT

The second bus trip will be on Friday, September 5, 2008 to the PENNSYLVANIA NATIONAL QUILT EXTRAVAGANZA XV. It is again being held in Harrisburg, PA. the first week of September. According to the Mancuso web-site - "Entries to the competition include traditional and innovative quilts

The last trip of the year is the Fall PA Shopping Trip on Friday October 10, 2008.

The trip will again be the second Friday in October. The \$40.00 bus trip fee includes the bus, driver's tip and lunch and tip. This is a great way to get some fabrics at discount prices.

All bus trips will leave the 'park and ride' lot (in front of the Church) promptly at 7:30am and should be back by 7:00pm. These bus trips are

a great way to spend time with quilting friends and save money on gas.

For an email requesting information and to signup for the trips YOU CAN USE THE 'BUS TRIPS' LINK IN THE FCQ'S WEB-SITE PAGE LISTING "GUILD LEADERSHIP" (see meetings and membership info)

<http://www.faithfulcirclequilters.com/membership/board.html>

EDUCATION

From Sheva Farkas ---- We have Barbara Olson (barbaraolsonquiltart.com) coming for two classes on April 25th (Jump Start Your Creativity) and April 26th (Prismatic Flowers) and a lecture on Thursday, April 24th at 11 a.m. There are spaces in both classes, although Prismatic Flowers is close to full. We have invited Virginia Walton (creativecurves.com) to come in October...details to come. And finally, Marylou McDonald will give a lecture on Baltimore Album quilts in November. Contact me if you are interested in the Barb Olson classes, and don't forget to come to her lecture. Sheva Farkas sbpowers@verizon.net

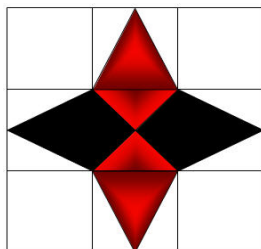
Sheva, our Education Chair, wants FCQ members to know about this: SHOW SUPPORT FOR QUILTING AT CBS NEWS - Jinny Beyer (V) writes, "Everyone might not be aware of this segment that ran on CBS Sunday morning. I think it would be great for all to log on to CBS to see the segment to let them know we are a force! This is an e-mail I received from Ricky Tims: 'To Quilters and Quilt enthusiasts everywhere, On Sunday, March 16, 2008, CBS News Sunday Morning put quilting in the national spotlight by airing a seven minute segment that profiled Ricky Tims and the International Quilt Festival in Houston, TX. This segment was presented in a very positive light and brought awareness to many who had no idea about the magnitude of today's quilting industry.

If you missed it, the video of this entire segment is posted on the CBS website at <http://www.cbsnews.com/sections/sunday/main3445.shtml> and look for the video "Quilts-For-Sale." We also encourage everyone to email CBS and thank them for the exposure. [To contact CBS via e-mail, scroll to the bottom of the CBS.com homepage and click on the "Contact Us" link.] We encourage all industry professionals and all quilting consumers to view the video link and help spread the word. Please send this notice to your email list or to anyone who you think might be interested. This opportunity to capture new quilters will strengthen our industry. Let's band together as a quilting community and make this video the number #1 video on the CBS website. That in itself will speak volumes in letting them know their efforts were appreciated. It is uncertain how long the video will be posted so act now.' " Enjoy The Quilt Show at www.thequiltshow.com

BLOCK OF THE MONTH

January 2008 BOM Block #5

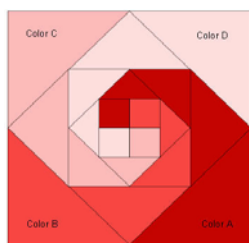
Star Block - Unfinished 9 1/2"



It was Sharon Rhoton who won just proving you have to play to win!

February 2008 BOM Block #6

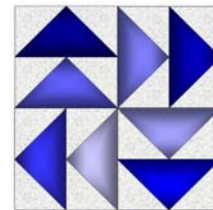
Snail's Trail - Unfinished 9 1/2"



Now who won this one? TBA when known.

March 2008 BOM Block #7

Flying Geese - Unfinished 9 1/2"



To be drawn first Thurs, April 2.

April Block of the Month

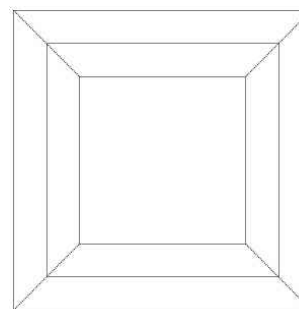
Mitered Corners - Unfinished 9 1/2"



OR



This block will challenge you to make a mitered corner. The center square of fabric will be provided and available at the meetings. It is a Laurel Burch print and has some great colors, so it should look pretty lively when it's put together. Give them cats a little Roar instead of a meow!!



Directions: Using the center fabric (Laurel Burch) provided you will add two borders with a mitered corner. One border should be black, the other can be a color of your choosing that coordinates with the center material. Center block will be 5" finished, and 2" finished borders each side.

Trim the center fabric to 5 1/2" square. At each corner, mark the point that is 1/4" away from each corner.

Cut 4 pieces each of black and your color fabric 1 1/2" x 10"

Right sides together make four sets of the two border fabrics. **You choose which color will be the outside border.**

Mark the center of each border strip. From the center point mark $2\frac{1}{2}$ inches from either side. This marks the seamline. On the other side of the border, mark $4\frac{1}{2}$ " from either side of center. This is your second seamline mark. Draw the seamline on two of the strips.

Take two of the strips, right sides together, and stitch on the drawn line, stopping $\frac{1}{4}$ " from the inside corner. Be sure to match your seamlines where the color changes.

Fold out your pieces to be sure you have stitched them together correctly before trimming away the excess beyond the $\frac{1}{4}$ " seam allowance. Press seams open.

** remember, that for the mitered corner, pieces will be laid out matching each other.

Repeat with the remaining set. Then join the two sets.

Pin the center square to the mitered borders, right sides together. Pin at the corners, stitch only to the point on each corner of the center square. Stitch opposite seam. Then the remaining two sides. Your stitching at the corners will meet at the $\frac{1}{4}$ " point.

Press. Voila!

Nancy Evans will cut up the center fabric and have additional copies of the directions available at each meeting.



COLOR MY WORLD

VOLUNTEER SIGN UP HAVE FUN

SEE YOU THERE!

2008 FCQ Quilt Show Color My World

Committee	Chairperson	Phone #	Email address
Show coordinator and Quilt marketing	MaryBeth Little	410-740-2409 443-745-7867	mblittle001@comcast.net
Display coordinator	Joyce Ritter	410-465-7270	Joycerquilting@comcast.net
Registration	Carolyn May	410-730-9503 443-520-9812	carolynleemay@comcast.net
Publicity	Eleanor Moland	301-483-4770 240-593-8407	themolands@verizon.net
Raffle quilt design and construction	Sheila Riess	410-750-2633 410-336-0419	illustrator@comcast.net
	Maria O'Haver	410-750-3866	<u>mohaver@comcast.net</u>
	Sue Moats	301-587-5092 301-587-6177	moatsue@aol.com
Graphic artist	Debra Gabel	410-531-9047 410-370-3798	debra@zebrapatterns.com
Raffle tickets	Jackie Hall	301-854-2932 410-964-3056	jackiehall@comcast.net
Marketing	MaryBeth Little	410-740-2409 443-745-7867	mblittle001@comcast.net
Viewer's choice	Margo Cramer	301-498-6797	mcqwilter@peoplepc.com
Volunteer coordinator	Peg McClelland	410-465-1825	Ppmc9877@aol.com
Vendors	Alka Mital	410-730-3248 410-719-1872	amital@rwd.com
Silent auction	Eleanor Fabiszak	410-997-1458	<u>ellfab@att.net</u>
Door prizes	Caren Fitzpatrick	410-787-0887 443-668-6122	carenm@verizon.net
	Diana Morraye	410-796-5537 410-347-8500	dilmraa@msn.com
Peddler's table	Anne Kelly		annemkelly@comcast.net
Hospitality	Susan Adams	410-750-1960	No email
Demonstrations	Beth Bohac	410-730-0136	<u>bethbohac@comcast.net</u>
	Pat Bloomer	410-799-9944	pb2inmd@yahoo.com
Decorations	Sandy McDonald	410-461-4337 410-480-2875	Sandymcd1@aol.com
Program/catalog	Maria O'Haver	410-750-3866	<u>mohaver@comcast.net</u>
Volunteer Coordinator	Peg McClelland	410-465-1825	ppmc9877@aol.com

List of members' services

Debra Gabel Business: Zebra Patterns. Lectures, Workshops, Consulting, Trunk Shows. A full line of quilt patterns. Lectures and guild workshops based on my patterns or art quilts. Private studio mentorships in my studio. Consultant to local quilt shops and individuals. Bachelor of Fine Arts from the State NY University-New Paltz. Phone: 410-531-9047 Email: debra@zebrapatterns.com Website: <http://zebrapatterns.com> (under construction)

Julia Graves Business: Special Occasion Quilts LLC. Long-arm machine classes and rental on APQS Millenium in Burtonsville MD. Designing and creating custom quilts; discounted Quilter's Dream batting: cotton, polyester, or blend. Phone: 301 860-1376 Email: juliagraves@verizon.net Website: <http://mysite.verizon.net/juliagraves/>

Jean McDonald Business: A Touch of Class, Laurel, Maryland. Custom quilting using a Gammill Longarm Quilting Machine and overall patterns using a Statler Stitcher. Other services offered: making memory quilts, creating custom quilts, and t-shirt quilts, batting available for customers in my studio. Training: hands-on classes taken with Linda Taylor, Karen McTavish, Marcia Stevens, Pam Clarke, and Kathy Olson. Phone: 301-725-8183 email: mj4mcd@quixnet.net

Maria O'Haver Business: Pangor Quilt Design Studio in Ellicott City. Long-arm quilting; quilt design, construction, basting, top finishing, repair. T-shirt quilts and quilted apparel. Phone 410 750-3866 Email: mohaver@comcast.net and web <http://www.mariaohaver.com/>

Linda Schiffer Store: Seminole Sampler in Catonsville; teach private classes on a wide variety of quilt and sewing topics. Call the shop to register. Email: quilter@lhsdesigns.jagunet.com

Susan Schreurs - Memory Patch. -quilt repair and restoration in home studio. Also work on hand-knits and other "treasures" (old and new) to creatively repair, restore or repurpose the treasure so that it can remain in use and appreciated.. Phone: 301-526-3439 or 301-570-0715 Email: schreurs_ss@yahoo.com.

Inge Stocklin - quilt restoration, appraisals and quilt washing. I have a B.S. degree in textiles from Univ of MD, owned the Quilt Studio in Ellicott City for almost 10 years. Phone: 301-490-3544 Email: ingestocklin@comcast.net.

CALENDAR

Apr 3 Love Quilts
Apr 5 9 am Board Meeting
Apr 5 10:30am - "Count the Poles"
Apr 7 Love Quilts
Apr 15 Get-the-Poles evening
Apr 16 7:30 am.till... Setup Day
Apr 17-19, 2008 Quilt Show
Apr 26 **changed date** Barbara Olsen class, fee
May 1 Love Quilts
May 5 Love Quilts
May 26 No meeting - Memorial Day
Sep 1 No meeting - Labor Day
Sep 5 Bus trip to PA National Quilt Extravaganza XV; fee & reservation
Oct 10 Bus trip - PA Shopping; fee & reservation

Faithful Circle Quilters

Anne Kelly, Editor
P. O. Box 6231
Columbia, MD 21045


Email: editor@faithfulcirclequilters.com

Faithful Circle Quilters
welcomes anyone
interested in quilts and
quilting.

We meet on Monday
evenings
from 7 to 9 pm
AND

Thursday mornings
from
10 am to 2 pm
At the
First Presbyterian
Church on
Rt. 108 at Rt. 29
Columbia, MD

Please come join us and
visit our web site at
www.faithfulcirclequilters.com



Betty Kilroy April Birthday Party

01	Audrey MiLionta	17	Helene Ross
02	Marylou McDonald	19	Patricia Neal
04	Angel Burba	22	Marina Baudoin
05	Genie Corbin	22	Roberta Yaklich
06	Anna Norton	24	Ellen Burns
12	Grace Matthews	25	Leigh Eirich
13	Susan Mann	26	Shelley Beall
14	George Hubble	26	Vesta Ellerbe
15	Gayle Sternheim	27	Ujjwala Powers
15	Urmila Agarwal	28	JoAnn Adkins
16	Frani Klein	29	Peggy Symes
16	Margaret Ward	30	Kathleen Werner
17	Joanne Brazinski		