

The Circular

President's Message

FCQ Officers

President

Peg McClelland

Thursday

Vice President

Joyce Ritter

Secretary

Carol Petranek

Treasurer

Lynne Douglas

Monday

Vice President

Sharon Rhoton

Secretary

Julia Graves

Treasurer

Nancy Evans

Quilt shows are wonderfully inspiring events, and the one last week in Hampton was no exception. Several of us were at the show. There were wonderful traditional quilts and art quilts. There were special exhibits such as the quilts from the Hoffman challenge. One of my favorites from that group was a whimsical bag made in the form of a cicada. All of the clothing was really quite interesting, although I cannot imagine actually wearing most of the pieces. There was also a group of challenge quilts based on currencies from around the world and another "Living with the Masters." It was interesting to see how people interpreted these themes (a smiley face as it would have been painted by Dali or a very Georgia O'Keefe flower.)

FCQ was well represented at the show. Debra Gable won Best Use of Embellishment for her St. Francis of Assisi quilt. **Congratulations Debra.** She also had one of her Baltimore stamp quilts hanging in the show. Sheila Riess had a quilt in the Hoffman Challenge. Joyce Ritter has developed several new patterns that were for sale at one of the vendors. Thanks to everyone who was there to sell raffle tickets and to white glove.

Several of us were chatting while sitting there and decided that, once our show is over, we should do another FCQ challenge. I would be interested in ideas from you as to what

Contd.

Contd from page 1:

would be fun to do. Please see me at a meeting or send me an email.

Our show is just around the corner. We have started hanging posters at some of the shops around the area. Please see Mary Beth about a poster if you are going to be visiting a shop, particularly one that is not right here. I got one to Peggy's in Centerville and also dropped one off at a lovely shop in Newark, Delaware. (Another state off my list.) Also, remember to bring in items for the silent auction. One item per member is our goal.

I had robins in the tree today, so I think Spring must be here. Happy St. Patrick's Day.

Peg

*****QUILT SHOW NEWS*****

From The Chairlady-MaryBeth Little

Hi everybody! Wow, we have less than 2 months until the big weekend!! Got your quilt done? Is it registered yet? If not, better get cracking as my mom would say!!! Registration deadline is fast approaching at March 27. Do you know any business owners who might want to sponsor an ad in our program? The prices are low and the deadline is March 8. Silent auction items are still being accepted and there have been some great donations. All forms needed are available on the quilt show website. Advertising posters are available in the cabinet at guild meetings. If you know of someplace that will allow us to display a poster, please take one (or more) and let me know where they're going up so we don't have a duplication of effort.

Thanks to everyone who made the Hampton Roads raffle booth such a great success. We made over \$900 between raffle tickets and note

cards (I announced over \$1000 at the Monday night guild meeting, but apparently I can't add!). And speaking of selling raffle tickets, have you turned in your stubs and money to Jackie yet? A big thanks to Seminole Sampler for displaying our quilt and selling raffle tickets during their big Super Bowl Sunday sale.

Keep thinking about how you want to help out during the show. Lots of volunteers will be needed but I know it's going to be a great show.

From Registration

Calling **all members** to submit entries. Bring in your registrations for the 2008 Quilt Show to any meeting before March 27. Or you can submit your own photos digitally.

This year, each member may submit up to six (6) quilted items, specifying a priority for each. (The Hanging Committee will use this in the event the number of entries should exceed available space.) An entry can be registered before it is completely finished, but it must be sufficiently far along to be "recognized" as a quilt in an associated photo. A quilt must be finished to be hung in the show.

A registration form (forms will be available at the meetings or on the FCQ web site <http://www.faithfulcirclequilters.com/quiltshow2008/quiltshow2008.html>) must be submitted for each item and a digital photograph must accompany the form. A quilt is not considered "registered" until both the form and the picture are received.

Carolyn May is handling registration sessions at each meeting. Digital photos will be taken at meetings OR members can email an identified photo to: carolynleemay@comcast.net

From the Peddlers' Table

All FCQ members are welcome to sell their unwanted (but good condition) fabrics and quilt supplies at our Peddlers' Table during the biannual FCQ Quilt Show. All items **must be**

quilt related, or they will not be displayed. Members are also responsible for picking up their unsold items immediately after the show ends. Proceeds from your sales will be distributed at FCQ meetings the week after the Quilt Show.

The inventory form is on-line <http://www.faithfulcirclequilters.com/quiltshow2008/quiltshow2008.html> and attached for our super-organized members to get started. Items should be grouped into bundles priced at **whole dollars** (to avoid making change). The priced items and inventory sheets will be accepted during the show set up day Wednesday April 16.

NOMINATING COMMITTEE

Here is your chance to help out for a very short term committee. Contact Peg McClelland, Joyce Ritter, or Sharon Rhoton to volunteer.

MEMBERSHIP DIRECTORY UPDATES

Membership directory update lists new members and changes to existing member's contact information. Pick up your copy at a guild meeting. These updates are not mailed out.

QUILTING IN THE NEIGHBORHOOD

Southern Comforters of Bowie presents its Fans of Friendship Quilt show March 15 and 16, 2008, the C. Elizabeth Rieg Special Center, 15543 Peach Walker Dr., Bowie, Maryland 10716. Show hours are 10:00-5:00 on Saturday and 11:00-4:00 on Sunday.

Quilters from novice to expert teachers will display over 150 quilted items ranging from large bed quilts to wearable art. There will be activities for children, demonstrations, a vendor mall, refreshments, a silent auction a Featured Quilter and a beautiful red and white Carolina Lily raffle quilt to be drawn for on Sunday.

There is a display area at the show for brochures from quilt-related businesses and guilds. They are pleased to display anything we

care to send. You may mail it to Debi Bacon at 2406 Hightee Ct., Crofton, MD 21114 any time prior to the show. If you have questions, please call or email: 410-451-2728 or kansaswx@verizon.net

.....

Eastern Lancaster County's Historic Poole Forge will present "Quilts in the Mansion" on March 24-30, 2008. The show runs March 24-30, 2008, Mon-Sat 10 am - 4 pm, and Sun 1-4 pm. The \$5 admission goes directly towards the restoration of this very special treasure of Lancaster County. For questions concerning the show please contact Barbara Garrett at 610-469-6048 or bgarrett421@comcast.net or visit the website at <http://www.historicpooleforge.org/>

CONGRATULATIONS DEBRA!!!

Debra Gabel won "Best Use of Embellishments" for her gorgeous "St. Francis" quilt at the Mid-Atlantic Quilt Festival at Hampton Roads! You can see this beautiful quilt in our Gallery at: http://www.faithfulcirclequilters.com/gallery/TRADITIONAL-APPLIQUE/Debra_Gabel_s_St_Francis_02

2008 FAITHFUL CIRCLE QUILTERS/MILLTOWN QUILTERS BUS TRIPS ANOUNCEMENT

Two news items from the bus trip group: 1st money -fees need to be paid by March 1 for the March 28 trip and 2nd Glenda Kruger has agreed to take the night liaison position. There are 3 bus trips planned for 2008. If you're interested in any of these trips, please let Glenda Kruger, Sandy Lynch or overall Bus Trip Organizer Lois Hollander know, or send an email to bustrips@faithfulcirclequilters.com to reserve a spot. The cost of each bus trip is \$40.00 and **checks should be made out to "MILLTOWN QUILTERS"**.

This year's first bus trip will be to Lancaster, PA on Friday, March 28, 2008 for the 21st annual QUILTERS' HERITAGE CELEBRATION show. There are always lots of quilts to see and

lots of vendors to visit at this show. The \$40.00 bus trip cost includes the bus cost, the driver's tip and entry to the show.

The second bus trip will be on Friday, September 5, 2008 to the PENNSYLVANIA NATIONAL QUILT EXTRAVAGANZA XV. It is again being held in Harrisburg, PA. the first week of September. According to the Mancuso web-site - "Entries to the competition include traditional and innovative quilts

The last trip of the year is the Fall PA Shopping Trip on Friday October 10, 2008. The trip will again be the second Friday in October. The \$40.00 bus trip fee includes the bus, driver's tip and lunch and tip. This is a great way to get some fabrics at discount prices.

All bus trips will leave the 'park and ride' lot (in front of the Church) promptly at 7:30am and should be back by 7:00pm. These bus trips are a great way to spend time with quilting friends and save money on gas.

For an email requesting information and to sign up for the trips YOU CAN USE THE 'BUS TRIPS' LINK IN THE FCQ'S WEB-SITE PAGE LISTING "GUILD LEADERSHIP" (see meetings and membership info)
<http://www.faithfulcirclequilters.com/membership/board.html>

EDUCATION

Paula Nadelstern will be here on March 8 and 9 and will give us a lecture Monday night, 3/10. Coming up is Barbara Olson on April 24th at the meeting and a class on prismatic flowers on 4/27. Sheva is just coming on board to replace the departing Eleanor; she believes there are spaces in the classes. Always good to ask as there are often last minute changes in the sign-ups.

PADUCAH BUS TRIPS

You may be too late for this year or maybe not, but there is always next year...

Adrienne Fogel heard about a bus trip to the Paducah show. Her contact is Toni Elliott teequilt@ptd.net or you can call the shop directly at 717-664-4230.

April 21-27, 2008 Cost will be \$604.00*

This includes:

- 6 nights of hotels with continental breakfasts based on double occupancy at a Days Inn
- 6 dinners, lunch on your own
- admission to the Quilt Show for 3 days
- Hancocks of Paducah
- Quilt shops along the way

Here's the flyer to register:

<http://www.faithfulcirclequilters.com/announcements/BusTripPaducah.pdf>

Sandy Lynch also knows of a bus trip to Paducah: There is also a bus trip to Paducah sponsored by Jeanette Pie (Talking Quilts) which starts in Harford Co, MD and is \$500. Several of us from FCQ are on it. Includes 5 nights lodging, breakfasts and some other activities as well as the Quilt Museum and Hancocks Fabrics and a Night with Marti Mitchell.

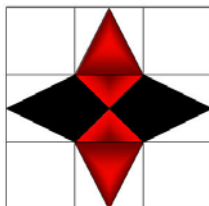
Read all about it at

<http://www.easyaspiedesigns.com>

BLOCK OF THE MONTH

January 2008 BOM Block #5

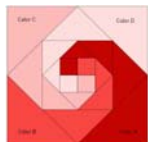
Star Block - Unfinished 9 ½"



Who won??? Day reporter needed for bom drawings. If you can volunteer, please call Anne Kelly 410 730 1377

February 2008 BOM Block #6

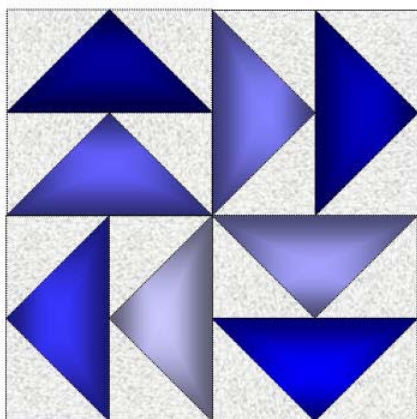
Snail's Trail - Unfinished 9 $\frac{1}{2}$ "



To be drawn first Thurs March 6. Watch that vortex swirl.

March 2008 BOM Block #7

Flying Geese - Unfinished 9 $\frac{1}{2}$ "



This 9" block is made up of four - 4 $\frac{1}{2}$ " flying geese units, each quarter unit having two "geese". When the four units are pieced for the block the geese will point towards the outside of each corner.

Different techniques are included. You may use one, or both, to make the block. Colors are white and blue. The background is white and the geese are in blues.

Blues may vary from light to dark.

** We will have a demo March 17, and show at least two other methods of making flying geese.

Method one - cut 2 pieces of blue fabric(s) 2 $\frac{3}{4}$ " x 5". Cut 2 squares of white background fabric 2 $\frac{7}{8}$ " x 2 $\frac{7}{8}$ ". Draw a diagonal line on each background square. Lay the background square on each end of the 5" piece. Stitch on the diagonal lines, trim seam allowance to $\frac{1}{4}$ " and press. Trim units to 2 $\frac{3}{4}$ " x 5". Stitch together four geese

units of two each, with geese pointed in the same direction.

Method two - Using the foundation paper provided at meetings, paper piece the 4 $\frac{1}{2}$ " block. For each unit, cut two pieces of blue geese fabric about 3" x 5 - 5 $\frac{1}{2}$ ". Cut two squares of white background fabric about 3 $\frac{1}{2}$ " square. Cut squares on the diagonal. On the plain side of the paper place the blue geese fabric, on the lower square. Anchor with a pin. Then lay the white background fabric on each corner. Stitch on drawn line. Trim, and flip background fabric in place. Lay the next blue geese fabric, right sides together with the "goose" already stitched. Stitch on line. Flip blue fabric over and pin down. Repeat the above for the corner pieces. Trim excess from the piecing, and trim square to 5" with the seam allowance.

For the complete block make four of the units and piece according to the diagram. Remember that the cutting noted for each method is for one quadrant only.

OLD INFO BUT STILL USEFUL

From a guild in Florida—

Fabric identification can be useful when you need to select cotton for a block exchange program. The burn test can distinguish natural from manmade fibers. The natural fibers of cotton, linen, silk, and wool burn while synthetic fibers melt. Natural fibers can be blown out like a candle.

When doing a burn test use small samples and be very careful to hold with tongs not hands. Melting fibers can cause serious burns. Ignite over a non-flammable container such as a metal pan containing water or soda.

Cotton will smell like burning leaves and the ash is easily crumbled. Linen takes longer to ignite and the fabric next to the ash is brittle. Silk and wool smell like burning hair.

List of members' services

Debra Gabel Business: Zebra Patterns.
Lectures, Workshops, Consulting, Trunk Shows.
A full line of quilt patterns. Lectures and guild workshops based on my patterns or art quilts.
Private studio mentorships in my studio.
Consultant to local quilt shops and individuals.
Bachelor of Fine Arts from the State NY University-New Paltz. Phone: 410-531-9047
Email: debra@zebrapatterns.com Website: <http://zebrapatterns.com> (under construction)

Julia Graves Business: Special Occasion Quilts LLC. Long-arm machine classes and rental on APQS Millenium in Burtonsville MD. Designing and creating custom quilts; discounted Quilter's Dream batting: cotton, polyester, or blend. Phone: 301 860-1376 Email: juliagraves@verizon.net Website: <http://mysite.verizon.net/juliagraves/>

Jean McDonald Business: A Touch of Class, Laurel, Maryland. Custom quilting using a Gammill Longarm Quilting Machine and overall patterns using a Statler Stitcher. Other services offered: making memory quilts, creating custom quilts, and t-shirt quilts, batting available for customers in my studio. Training: hands-on classes taken with Linda Taylor, Karen McTavish, Marcia Stevens, Pam Clarke, and Kathy Olson. Phone: 301-725-8183 email: mj4mcd@quixnet.net

Maria O'Haver Business: Pangor Quilt Design Studio in Ellicott City. Long-arm quilting; quilt design, construction, basting, top finishing, repair. T-shirt quilts and quilted apparel. Phone 410 750-3866 Email: mohaver@comcast.net and web <http://www.mariaohaver.com/>

Linda Schiffer Store: Seminole Sampler in Catonsville; teach private classes on a wide variety of quilt and sewing topics. Call the shop to register. Email: quilter@lhsdesigns.jagunet.com

Susan Schreurs - Memory Patch. -quilt repair and restoration in home studio. Also work on hand-knits and other "treasures" (old and new) to creatively repair, restore or repurpose the treasure so that it can remain in use and appreciated.. Phone: 301-526-3439 or 301-570-0715 Email: schreurs_ss@yahoo.com.

Inge Stocklin - quilt restoration, appraisals and quilt washing. I have a B.S. degree in textiles from Univ of MD, owned the Quilt Studio in Ellicott City for almost 10 years. Phone: 301-490-3544 Email: ingestocklin@comcast.net.

CALENDAR

Mar 3 Love Quilts
Mar 6 Love Quilts
Mar 8&9 Paula Nadelstern 2 day class, fee
Mar 8, deadline for Quilt Show Program submissions
Mar 10, 7pm Paula Nadelstern lecture
Mar 17, BOM demo
Mar 24 No meeting - Easter Monday
Mar 28 Bus trip to Lancaster, PA Quilters' Heritage Celebration; fee & reservation
Apr 3 Love Quilts
Apr 5 Board Meeting
Apr 7 Love Quilts
Apr 16-19, 2008 Quilt Show
Apr 27 Barbara Olsen class, fee
May 26 No meeting - Memorial Day
Sep 1 No meeting - Labor Day
Sep 5 Bus trip to PA National Quilt Extravaganza XV; fee & reservation
Oct 10 Bus trip - PA Shopping; fee & reservation

Faithful Circle Quilters

Anne Kelly, Editor
P. O. Box 6231
Columbia, MD 21045


Email: editor@faithfulcirclequilters.com

Faithful Circle Quilters
welcomes anyone
interested in quilts and
quilting.

We meet on Monday
evenings
from 7 to 9 pm
AND

Thursday mornings
from
10 am to 2 pm
At the
First Presbyterian
Church on
Rt. 108 at Rt. 29
Columbia, MD

Please come join us and
visit our web site at
www.faithfulcirclequilters.com



Betty Kilroy Mar Birthday Party

03 Jean Savalchak
03 Bonnie Tester
07 Barbara Laskowski
09 Helen Massare
11 Cynthia Porter
14 Bonnie Stapleton
15 Georgia Morris
16 Eleanor Moland
18 Kristine Fisher
18 Nancy Clark
20 Virginia Wray
26 Darlys Hughes