

# The Circular

## President's Message

### FCQ Officers

**President**  
Peg McClelland

#### *Thursday*

**Vice President**  
Joyce Ritter  
**Secretary**  
Carol Petranek  
**Treasurer**  
Lynne Douglas

#### *Monday*

**Vice President**  
Sharon Rhoton  
**Secretary**  
Julia Graves  
**Treasurer**  
Nancy Evans

I hope everyone had a good holiday. Thanks to everyone who made the FCQ celebrations so festive. The McClelland family had a wonderful holiday. We have entertained friends and have had family come in from out of state. It has been great fun.

As many of us do at the beginning of the year, I have been thinking about things that need to be done that I have been ignoring. This year I plan to attack the UFOs in the sewing room. I really am quite efficient about finishing quilt tops. There are quite a few of them that are ready to sandwich and quilt. So, I have been compiling a list. It is a little daunting but I am really going to work at this. I may even get something ready for the show.

Hard as it is to imagine, the quilt show is just 16 weeks away. In January, we will begin to solicit volunteers for the myriad of tasks that need to be accomplished in order to make the show a success. Please speak to Mary Beth or the committee chairs if there is something in particular that you would like to do. Beth Bohac is looking for people to do demonstrations. We need a Show Web Master to assist Monica. Volunteering is a great way to work with and get to know people in the guild. And the show is a lot of fun.

Happy New Year!

Peg

\*\*\*\*\*QUILT SHOW NEWS\*\*\*\*\*

**From The Chairlady-**

Hi everyone. Wow, can you believe we only have about 4 months till the Quilt Show? Are you working on your quilt? Is it done yet? Registration will start this month (see Carolyn's message) so I hope you're working hard. We have a space for selling raffle tickets at the Mancuso show in Hampton, Virginia February 21 - 24. We've been given Friday February 22 as our day to do the white gloving. As in past shows, we need to give them a total of 32 hours. If you will be there, or can come down, please let me know so we can fulfill our requirement. You may not be aware that we sold over \$1000 worth of tickets at the Mancuso show in Harrisburg, so we really need your help to make this happen again. We'll also need folks to man the raffle booth as well. Here's hoping everyone has a terrific New Year.  
MB

**From Registration**

We're now accepting registrations for the 2008 Quilt Show!

This year, each member may submit up to six (6) quilted items, specifying a priority for each. (The Hanging Committee will use this in the event the number of entries should exceed available space.) An entry can be registered before it is completely finished, but it must be sufficiently far along to be "recognized" as a quilt in an associated photo. A quilt must be finished to be hung in the show.

Registration will begin on **January 14** and end on **March 27**. A registration form (forms will be available at the meetings or on the FCQ web site) must be submitted for each item and a digital photograph must accompany the form. A quilt is not considered "registered" until both the form and the picture are received.

Carolyn May is handling registration sessions at each meeting. Digital photos will be taken at meetings OR members can email an identified photo to: [carolynleemay@comcast.net](mailto:carolynleemay@comcast.net)

Everyone in the guild is encouraged to enter at least one quilt. And please register them early! We're having the best quilt show ever this year!

**Demonstrators Needed**

One of the highlights of Faithful Circle's biannual Quilt Show is the wonderful demos we provide for attendees. If you have a special technique or a simple quilting-related project that you'd like to share with others, please consider being a demonstrator at our upcoming April show. We are planning on having 12 demonstrations (some can be repeats) over the three days. Each demo is approximately  $\frac{1}{2}$  hour long. Topics should be suitable for beginning and/or intermediate quilters. For more information, please contact Beth Bohac at [bethbohac@comcast.net](mailto:bethbohac@comcast.net) or 410-730-0136.

**From the Peddlers' Table**

All FCQ members are welcome to sell their unwanted (but good condition) fabrics and quilt supplies at our Peddlers' Table during the biannual FCQ Quilt Show. Please remember that all items **must be quilt related**, or they will not be displayed. Members are also responsible for picking up their unsold items immediately after the show ends. Proceeds from your sales will be distributed at FCQ meetings the week after the Quilt Show.

Items should be grouped into bundles priced at **whole dollars** (to avoid making change). The priced items and inventory sheets (to be provided on line and in Feb Newsletter) will be accepted during the show set up day Wednesday April 16.

\*\*\*

## 2008 FAITHFUL CIRCLE QUILTERS/MILLTOWN QUILTERS BUS TRIPS ANOUNCEMENT

There are 3 bus trips planned for 2008. If you're interested in any of these trips, please let Peg McClelland, Sharon Rhoton, Sandy Lynch or overall Bus Trip Organizer Lois Hollander know, or send an email to [bustrips@faithfulcirclequilters.com](mailto:bustrips@faithfulcirclequilters.com) to reserve a spot. The cost of each bus trip is \$40.00 and checks should be made out to "MILLTOWN QUILTERS".

**This year's first bus trip will be to Lancaster, PA on Friday, March 28, 2008 for the 21st annual QUILTERS' HERITAGE CELEBRATION show.** There are always lots of quilts to see and lots of vendors to visit at this show. The \$40.00 bus trip cost includes the bus cost, the driver's tip and entry to the show. This show is held in 3 areas of the Lancaster Host Resort and Conference Center plus more vendors are in a motel across the street. ***NOTE THAT THIS SHOW HAS BEEN CHANGED TO THE LAST WEEK IN MARCH.***

**The second bus trip will be on Friday, September 5, 2008 to the PENNSYLVANIA NATIONAL QUILT EXTRAVAGANZA XV.** It is again being held in Harrisburg, PA. the first week of September. According to the Mancuso web-site - "Entries to the competition include traditional and innovative quilts. The exhibits of the Extravaganza will offer over six hundred quilts and garments presented in gallery style as well as more than two hundred vendor booths offering everything from completed quilts and garments to all the supplies and equipment used in making them." And everything is under one roof in the same large area. The \$40.00 bus trip cost includes the bus cost, the driver's tip and entry to the show.

**The last trip of the year is the Fall PA Shopping Trip on Friday October 10, 2008.** The trip will again be the second Friday in

October. The \$40.00 bus trip fee includes the bus, driver's tip and lunch and tip. This is a great way to get some fabrics at discount prices.

All bus trips will leave the 'park and ride' lot (in front of the Church) promptly at 7:30am and should be back by 7:00pm. These bus trips are a great way to spend time with quilting friends and save money on gas.

For an email requesting information and to sign up for the trips YOU CAN USE THE 'BUS TRIPS' LINK IN THE FCQ'S WEB-SITE PAGE LISTING "GUILD LEADERSHIP" (see meetings and membership info)

<http://www.faithfulcirclequilters.com/membership/board.html>

## NOTES OF APPRECIATION FOR HEARTS

Dear Faithful Circle friends,  
Thanks for the lovely vase of flowers you sent to brighten my recuperation from this latest (and hopefully last!) surgery, along with the card signed by everyone. I've been optimistic about my prognosis right from the start, mostly due to the knowledge that we have so many healthy, active breast cancer survivors among Faithful Circle's membership. And I'm continually warmed by your wonderful heart blocks. I'm not sure when I'll have them assembled into a quilt to show you. My treatments will continue through Labor Day 2008, so I'll be aiming for completion by then.

Genie Corbin



I would like to thank everyone for the wonderful cards, and calls during my bout with breast cancer....I have finished my treatment and plan on leaving for Florida on the 30th of Dec. I will be back the first of April...see you then. Get all those quilts ready for the show....


Thanks again for your caring...

Virginia Fry

## BLOCK OF THE MONTH

### November BOM Block #3

Half-Square Triangles



winner to be announced?

### December BOM Block #4

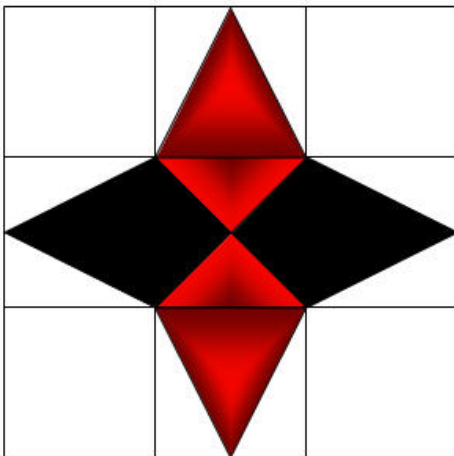
Card Trick Block



...Drawing scheduled for Jan 10

### January 2008 BOM Block #5

Star Block - Unfinished  $9\frac{1}{2}$ "



Block is in 9 squares. Center square is an hourglass. Corner squares is one piece. The centers on the sides have a triangle, with the point at the center.

Color is white background. Star is in black and red. Directions are for piecing without templates and for paper piecing.

Cut:

4 -  $3\frac{1}{2}$ " squares of white for corners

1 - 4 to  $4\frac{1}{2}$ " square black

1 - 4 to  $4\frac{1}{2}$ " square red

2 -  $3\frac{1}{2}$ " squares red

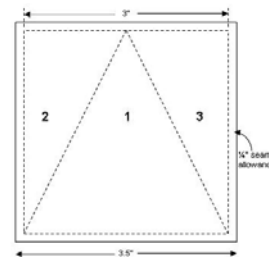
2 -  $3\frac{1}{2}$ " squares black

8 -  $3\frac{1}{2}$ " squares white ( for template free)

4 -  $4\frac{1}{2}$ " squares white (for paper

piecing)

Take the two  $4$  to  $4\frac{1}{2}$ " squares of red and black and match up with right sides together. Draw a diagonal line from one corner to another. Stitch  $\frac{1}{4}$ " on each side. Cut on the drawn line. Press squares. Laying a line of the ruler on the seam line, and align the cutting edge from corner to corner of the square. Cut square in two. Right sides together, match up the center seams, stitch new seam. This makes two squares - you either have a spare if your seams are too large on the first - or a start for a second block.



#### Template Free -

Take the  $3\frac{1}{2}$ " squares of red and black. Fold in half and mark the center with a pin. Lay one of the white squares on top, right sides together. Draw a line from the corner to the pin. Stitch on the line. Press and trim to  $\frac{1}{4}$ " seam. Repeat for the other side of the triangle. Remember to draw the line so that the line crosses  $\frac{1}{4}$ " down from the pin to allow for the seam. Do this for the two red and the two black squares. Trim squares to  $3\frac{1}{2}$ ". This looks rather funky before trimming up the square.

#### Paper Piecing -

On plain paper or graph paper, draw a  $3\frac{1}{2}$ " square block. Mark the  $\frac{1}{4}$ " seam allowance line. Fold paper in half and mark the center on one of the seam lines. Draw a line from the center dot to the two opposite corners, going through the

corner seam intersection. Make four of these paper templates.

Take the 4 - 4  $\frac{1}{2}$ " squares of white fabric. Lay your ruler diagonally across the square and cut them into two triangles.

On the plain side of the paper, lay one of the red or black 3  $\frac{1}{2}$ " squares, right side out. Take one of the triangles and with right side down, lay the diagonal edge over the diagonal line of the template behind. Be sure that the corner will be covered when the fabric is folded back. Remember, you are laying the fabric on the plain side of the paper. Pin in place. Stitch in place on the drawn line. Be sure fabric covers corner before trimming away the excess. Repeat for the other side of the triangle. Square up the block and remove paper. Make two red and two black points with the four templates.

Lay out the nine blocks according to the drawing, with the point matching the colors of the center block. Be careful when pinning and stitching to ensure that points come to seam corners.

## EDUCATION NEWS

Lois Smith's class "Binding, Edging, Piping, Finishing Your Quilt" will take place on Saturday, February 2. There are still a few slots left.

See Eleanor to sign up, or call 301-483-4770.

## A CYBER CALL TO DISTANT FCQ MEMBERS

Do you know of a quilter who has moved from Maryland or for some other reason can no longer sew with Faithful Circle? Perhaps they're having trouble making new friends or finding another guild to call home? Well, former members Beth Allendoerfer (Illinois) and Pam Wilson (North Carolina) are organizing a virtual quilt group to be called **FCQ-At-Large**. Every other month, one member will pick a pattern or theme and the remaining members will then make that block(s) and send it to her. The idea is similar to a block of the month club without having to "win" the blocks!

This would be a great way to try new techniques, keep in touch with old friends, and make some interesting quilts as well. Of course, Beth is contemplating Project Linus quilts in her signature bright colors. And Pam would like help making quilts to be auctioned for other worthy organizations.

Please share this information with anyone who may be interested. A minimum of six to eight members would be ideal and February is the target month to start. For more details or to join the group, contact Beth at [bethdorf@yahoo.com](mailto:bethdorf@yahoo.com) or Pam at [cyberpam@mindspring.com](mailto:cyberpam@mindspring.com).



**TIME TO MAKE QUILTS FOR THE FCQ QUILT SHOW**

## List of members' services

*Debra Gabel* Business: Zebra Patterns. Lectures, Workshops, Consulting, Trunk Shows. A full line of quilt patterns. Lectures and guild workshops based on my patterns or art quilts. Private studio mentorships in my studio. Consultant to local quilt shops and individuals. Bachelor of Fine Arts from the State NY University-New Paltz. Phone: 410-531-9047 Email: [debra@zebrapatterns.com](mailto:debra@zebrapatterns.com) Website: <http://zebrapatterns.com> (under construction)

*Julia Graves* Business: Special Occasion Quilts LLC. Long-arm machine classes and rental on APQS Millenium in Burtonsville MD. Designing and creating custom quilts; discounted Quilter's Dream batting: cotton, polyester, or blend. Phone: 301 860-1376 Email: [juliagraves@verizon.net](mailto:juliagraves@verizon.net) Website: <http://mysite.verizon.net/juliagraves/>

*Jean McDonald* Business: A Touch of Class, Laurel, Maryland. Custom quilting using a Gammill Longarm Quilting Machine and overall patterns using a Statler Stitcher. Other services offered: making memory quilts, creating custom quilts, and t-shirt quilts, batting available for customers in my studio. Training: hands-on classes taken with Linda Taylor, Karen McTavish, Marcia Stevens, Pam Clarke, and Kathy Olson. Phone: 301-725-8183 email: [mj4mcd@quixnet.net](mailto:mj4mcd@quixnet.net)

*Maria O'Haver* Business: Pangor Quilt Design Studio in Ellicott City. Long-arm quilting; quilt design, construction, basting, top finishing, repair. T-shirt quilts and quilted apparel. Phone 410 750-3866 Email: [mohaver@comcast.net](mailto:mohaver@comcast.net) and web <http://www.mariaohaver.com/>

*Linda Schiffer* Store: Seminole Sampler in Catonsville; teach private classes on a wide variety of quilt and sewing topics Call the shop to register. Email: [quilter@lhsdesigns.jagunet.com](mailto:quilter@lhsdesigns.jagunet.com)

*Susan Schreurs* - Memory Patch. -quilt repair and restoration in home studio. Also work on hand-knits and other "treasures" (old and new) to creatively repair, restore or repurpose the treasure so that it can remain in use and appreciated.. Phone: 301-526-3439 or 301-570-0715 Email: [schreurs\\_ss@yahoo.com](mailto:schreurs_ss@yahoo.com).

*Inge Stocklin* - quilt restoration, appraisals and quilt washing. I have a B.S. degree in textiles from Univ of MD, owned the Quilt Studio in Ellicott City for almost 10 years. Phone: 301-490-3544 Email: [ingestocklin@comcast.net](mailto:ingestocklin@comcast.net).

## CALENDAR

Jan 3 Thursday meetings resume; Love Quilts  
Jan 7 Monday meetings resume; Love Quilts  
Feb 2 10 am - 4 pm Lois Smith class, fee  
Feb 4 Love Quilts  
Feb 7 Love Quilts  
Feb 9 Board Meeting 9 am  
Mar 8&9 Paula Nadelstern 2 day class, fee  
Mar 10, 7pm Paula Nadelstern lecture  
Mar 28 Bus trip to Lancaster, PA Quilters' Heritage Celebration; fee & reservation  
Apr 5 Board Meeting  
Apr 16-19, 2008 Quilt Show  
Apr 27 Barbara Olsen class, fee  
Sep 5 Bus trip to PA National Quilt Extravaganza XV; fee & reservation  
Oct 10 Bus trip - PA Shopping; fee & reservation

## Faithful Circle Quilters

Anne Kelly, Editor  
P. O. Box 6231  
Columbia, MD 21045


Email: [editor@faithfulcirclequilters.com](mailto:editor@faithfulcirclequilters.com)

Faithful Circle Quilters  
welcomes anyone  
interested in quilts and  
quilting.

We meet on Monday  
evenings  
from 7 to 9 pm  
AND

Thursday mornings  
from  
10 am to 2 pm  
At the  
First Presbyterian  
Church on  
Rt. 108 at Rt. 29  
Columbia, MD

Please come join us and  
visit our web site at  
[www.faithfulcirclequilters.com](http://www.faithfulcirclequilters.com)



## Betty Kilroy Jan Birthday Party

02	Gladis McKoy	21	Sandy McDonald
06	Karen Egerter	25	Colleen Prosis
10	Fran Chernoske	26	Carol Roberts
14	Jackie Hall	26	Susan Roth
14	Nancy Murdock	27	Joyce Schneider
16	Rebecca Gioffre	28	Sri Poedjastoeti
17	Vanessa Cain	29	Roma Knee
20	Ellie Layman	30	Juanita Hendry