

# The Circular

## President's Message

### FCQ Officers

**President**  
Peg McClelland

### *Thursday*

**Vice President**  
Joyce Ritter  
**Secretary**  
Carol Petranek  
**Treasurer**  
Lynne Douglas

### *Monday*

**Vice President**  
Sharon Rhoton  
**Secretary**  
Julia Graves  
**Treasurer**  
Nancy Evans

I am sitting here at the computer relishing the gorgeous fall weather - thankful that we have finally had rain and thankful that it is over. I have two titmice and two chickadees feeding at the feeder right outside my window and the leaves are a glorious shade of reddish orange. As most quilters do, I love color, and fall colors make me happy.

October has flown by. It was a busy month for FCQ, with Barbara Barber's class and lecture, Karen Kay Buckley's lecture and the shopping trip. I hope everyone had a chance to attend at least one of these events.

Don't forget the silent auction on Monday, November 5. You can get some of your holiday gifts and support a very good cause.

We have a number of guild members who are going through difficult times right now. As we enter the time of year when we begin to focus on our blessings, please send a cheerful card or email off to them to let them know they are in your thoughts.

Happy Thanksgiving!  
Peg

## **SILENT AUCTION!**

Monday, November 5<sup>th</sup> is this year's Silent Auction to benefit First Presbyterian's Thanksgiving Baskets program. Be sure that whatever you donate is clean and in good condition. Please bring friends to help support this worthy cause. We will start setting up at 6:45. Bidding will begin at 7:30 and end at 8:15. We can accept cash or checks - sorry, we're not set up for credit cards. See you there!

## **VOTE FOR THE NEW FRIENDSHIP BLOCK PATTERN**

Voting for the new friendship block pattern will be at the "Love Quilt" meetings in November. Thursday group voting day is November 1 and Monday group voting day is November 12. (Note: Monday November 5 is the Thanksgiving Baskets Silent Auction.)

So take a look at the entries at the meetings or see them online at:

<http://www.faithfulcirclequilters.com/gallery/album29>

Choose the pattern that you like and that's easy to make, so our departing members will get lots of signature blocks to remind them of their FCQ quilting friends.

## **EDUCATION NEWS**

Education has 2 remaining openings in Linda Poole's class on Saturday, November 10, 10-4 at the church. Two world renowned teachers gave presentations in October. Barbara Barber gave a lecture on Monday, October 8. Her wonderful quilts were full of quilting ideas and lots of teeny tiny quilting. Karen Kay Buckley's lecture on Borders By Design Monday October 15th also had wonderful quilt examples. She made a strong case for borders as design elements especially pulling something from the center design to the border. We can't go to the doctor's now without remembering Karen's designing on exam-table paper.

Linda Pool's class "Counted Creations" is Saturday, November 10. She will be teaching us how she made her award winning "Bride" quilt. Linda Pool will be giving us the technique to strip-piece even the most intricate designs. Learn the method of planning and executing a quilt using a gridded pattern as Linda did in her "The Bride" quilt. Learn the techniques of gridding your own pictures and turning them into quilts. Plan and stitch a precious rocking horse quilt of Linda's own design. For more info on Linda Pool, go to <http://www.lindaslace.com> There are only a few spaces left in this class.

Lois Smith's class "Binding, Edging, Piping, Finishing Your Quilt" will take place on Saturday, February 2. There are a few spaces left.

See Eleanor to sign up, or call 301-483-4770.

## **NOTECARDS - AN ADVERTISEMENT**

When a small gift is appropriate remember a pack of Quilt Show note cards makes a unique hostess gift or as a thank you note especially if you include a paid raffle ticket. This idea is good for teacher's gifts and stocking stuffers and neighborhood holiday gifts. Don't forget to use them for your personal correspondence; we are proud of this award winning quilt. They are very pretty and an excellent buy at 5 for \$5.25. EQUAL TIME FOR THE PINS-- There are pins available for \$3.

## **HEARTS FOR MEMBERS**

Remember our members Margaret Ward (blue and rose, on a cream background) and Dawn Byrd (pink on a white background) who would benefit from our hearts. Appliqué or piece a heart, sign it, add a message if you like, and mail it in a cheerful note. The finished size is 6 inches, but it's best to begin with a 7 inch background. See the website for a current list. <http://www.faithfulcirclequilters.com/announcements/announcements.html#blocks>

## THANK YOU

Alka Mital volunteered! for membership. She will be in training for the rest of this year.

## Patuxent Institute for Women Quilt Show

Inge Stocklin, Sandy McDonald, and Julia Graves announce the upcoming quilt show at the Patuxent Institute for Women in Jessup, Maryland. These quilters are making a contribution to children in need, despite their own unfortunate circumstance. Admission to the prison is limited to guests already on the list.

## Susan G Komen 2007 Quilts Update

Hi guys

I thought you would like to see the whole picture. Below is Cathy Kelley's explanation of how she figured out what each quilt brought in. (and remember - she is counting each ticket as \$1.00 - whereas I think most - or at least most of the ones we sold probably sold 6 tickets for \$5.00.)

344 "Sea And Sunshine Dreams" Quilt & Pillow

473 "Pink Comfort" Quilt & Pillow

367 "Pink Ribbon Road" Quilt & Pillow

406 "Bright Flowers Of Love" Quilt & Pillow - Won By FCQ Member Carolyn May (!!!)

518 "Pink Ribbon Plates" Quilt & Pillow

-----  
2108 Total for Quilts Donated By FCQ Members

97 "Magic Cube" Wall Hanging

101 "Pink Baskets"

-----  
2306 Total Tickets of the 7 quilts; \$500 more than last year due to advance sales at FCQ

=====

IF YOU'RE WILLING TO MAKE A QUILT AND/OR PILLOW AND/OR QUILT A QUILT OR DONATE MATERIALS (FABRICS, THREADS, BATTING, PILLOW FORM) FOR NEXT YEAR'S QUILT RAFFLE AT THE SUSAN G. KOMEN RACE FOR THE CURE PLEASE CONTACT SUE HAYNIE or STEPHANIE SANIDAS or LEAH HURWICH. Again - thanks for all your hard work. And thanks to all of you for buying tickets! -- Leah Hurwich

ps- Stephanie is already working on another Dresden plate quilt for next year's Komen Raffle and Sue Moats has told her that she will again quilt it. I hope we can raise even more money next year - with all your help!!!

## 2008 HOWARD COUNTY CALENDAR OF EVENTS

Eleanor Moland is arranging with the Washington Post and Maryland Life Magazine for a special interest article to be included in their 2008 Howard County Calendar of Events Edition. Eleanor is spear heading the submission of photos and information about our guild and our quilters.

Here's your chance to show off! If you have won a National, Regional, State or County ribbon/recognition, or have photos of your quilts from a special event (such as Nancy Meier's quilting for the zoo, Debra Gabel's quilt that was included in a calendar, Quilts for the Cure, you get the idea) that would be great too! Also, teachers in the guild, professional services with photo examples - now is your chance to shine and spotlight the talents of our FCQ members!

Eleanor really needs photos and information as soon as possible. Let's keep our fingers crossed and hope we can get a spread! Send Eleanor your photo, with info about the quilt and a brief quilting biography of yourself. Send your photos and info to Eleanor at [themolands@verizon.net](mailto:themolands@verizon.net) ASAP.

## 2007-08 MEMBER DIRECTORY

The new directory and membership cards have been completed. Please pick up your copy at a guild meeting before the holiday parties in December. Last year FCQ paid almost \$100 in postage to mail out copies that were not picked up. Get your copy and those for your friends to allow us to spend that money for better things.... like great lectures and classes!

## BOM

### September BOM Block #1

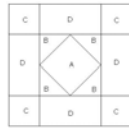
Strip Piecing



Genie Corbin is our first BOM winner this year. She won 12 patriotic red, white, and blue blocks.

### October BOM Block #2

Square in a Square



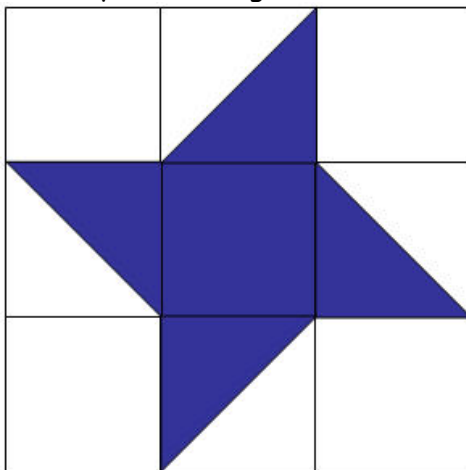
Nancy Evans sends this correction for the October BOM directions. Square A is  $3\frac{3}{4}$ " (not 4") and Triangles B start from two  $4 \times 4$  squares. **There is still time, drawing has been postponed a week, to create an Oct BOM.** The drawing is rescheduled for Thursday Nov 8.

Nancy and Janette Tarr have given very helpful demos with optional approaches. The full instructions are on

<http://www.faithfulcirclequilters.com/newsletters/October2007BOM.pdf>

### November BOM Block #3

Half-Square Triangles



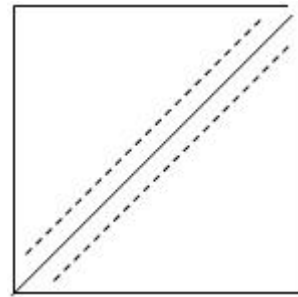
Fabric:

Select any bright primary (red, yellow, blue) or secondary (purple, green, orange).

Select a white or white-on-white fabric

Instructions:

- 1) Cut 4,  $3\frac{1}{2}$ " squares of the white fabric
- 2) Cut 1,  $3\frac{1}{2}$ " squares of the bright fabric,
- 3) Cut 2,  $4\frac{1}{4}$ " squares of the white fabric.
- 4) Cut 2,  $4\frac{1}{4}$ " squares of the bright fabric.
- 5) Using the  $4\frac{1}{4}$ " squares, assemble 4 half-square triangles as follows:



- a) On the wrong sides of the light squares, draw a diagonal line from one corner to the opposite corner.
  - b) Align one white square with one bright square, right sides together.
  - c) Sew a scant  $\frac{1}{4}$ " on both sides of the drawn diagonal line (see drawing).
  - d) Cut the sewn unit in half, on the drawn diagonal line. Open each square and press flat.
  - e) Using a ruler with a 45-degree line, place the line along the seam. Square to  $3\frac{1}{2}$ ".
- 6) Assemble the full block together following the nine-patch diagram. Pay attention to the orientation of the triangles to achieve the correct star positioning

## LONGARMERS

A member has asked if there are any longarmers who are willing to sell batting to the members. We can add that to the services page with minimum yardages.

## FIELD TRIP TO THE DAR

There is a field trip to the DAR (Daughters of American Revolution) Library on Thursday, November 15 to see their collection of antique quilts. We're trying to set up a guided tour at 10:30 a.m. There is also an exhibit of Pioneer Quilts at the Renwick Gallery. Whoever would like to go should meet at DAR at 10:30 - after that tour, people are on their own to either leave and go home, or head over to the Renwick. The DAR is located at 1776 D Street, NW, Washington DC. The Renwick is located at 1661 Pennsylvania Ave, NW, Washington DC 20502. There is an MTA commuter bus #929 that goes from Columbia and drops off one block from DAR: here's the website:

<http://www.mtmaryland.com/services/commuterbus/schedulesSystemMaps/929CommuterLineForWeb29.pdf>

## QUILT SHOW NEWS

Hi Everyone. Things are moving right along for the quilt show. The registration/display committee will be meeting this week to hash out the details of registration, so look for info soon in the form of an email and/or the next newsletter article. We hope to start registering quilts as soon as January (NOT very far away is it?) so get those needles stitching! Raffle sales are really moving. The quilt has visited 3 area guilds, and ticket sales are averaging close to \$100 per visit! So if you're a member of another guild, please contact me so our quilt can go visiting. We'll be at Patches Quilt shop in Mount Airy for the weekend of the Quilter's Quest, Nov. 9-12. I'm still looking for someone to help out on Saturday Nov. 10 3p-6p selling tickets. You'll be inside the shop so you'll be able to stay warm, and maybe even fondle a little fabric while you're there!!! So let me hear from you if you can help us out. Thanks to everyone for all the support and help that's been given so far. See you soon,  
MB



## List of members' services

*Debra Gabel* Business: Zebra Patterns.  
Lectures, Workshops, Consulting, Trunk Shows.  
A full line of quilt patterns. Lectures and guild workshops based on my patterns or art quilts.  
Private studio mentorships in my studio.  
Consultant to local quilt shops and individuals.  
Bachelor of Fine Arts from the State NY University-New Paltz. Phone: 410-531-9047  
Email: [debra@zebrapatterns.com](mailto:debra@zebrapatterns.com) Website: <http://zebrapatterns.com> (under construction)

*Julia Graves* Business: Special Occasion Quilts LLC. Long-arm machine classes and rental on APQS Millenium in Burtonsville MD. Designing and creating custom quilts. Phone: 301 860-1376 Email: [juliagraves@verizon.net](mailto:juliagraves@verizon.net) Website: <http://mysite.verizon.net/juliagraves/>

*Jean McDonald* Business: A Touch of Class, Laurel, Maryland. Custom quilting using a Gammill Longarm Quilting Machine and overall patterns using a Statler Stitcher. Other services offered: making memory quilts, creating custom quilts, and t-shirt quilts, batting available for customers in my studio. Training: hands-on classes taken with Linda Taylor, Karen McTavish, Marcia Stevens, Pam Clarke, and Kathy Olson. Phone: 301-725-8183 email: [mj4mcd@quixnet.net](mailto:mj4mcd@quixnet.net)

*Maria O'Haver* Business: Pangor Quilt Design Studio in Ellicott City. Long-arm quilting; quilt design, construction, basting, top finishing, repair. T-shirt quilts and quilted apparel. Phone 410 750-3866 Email: [mohaver@comcast.net](mailto:mohaver@comcast.net) and web <http://www.mariaohaver.com/>

*Linda Schiffer* Store: Seminole Sampler in Catonsville; teach private classes on a wide variety of quilt and sewing topics Call the shop to register. Email: [quilter@lhsdesigns.jagunet.com](mailto:quilter@lhsdesigns.jagunet.com)

*Susan Schreurs* - Memory Patch. -quilt repair and restoration in home studio. Also work on hand-knits and other "treasures" (old and new) to creatively repair, restore or repurpose the treasure so that it can remain in use and appreciated.. Phone: 301-526-3439 or 301-570-0715 Email: [schreurs\\_ss@yahoo.com](mailto:schreurs_ss@yahoo.com).

*Inge Stocklin* - quilt restoration, appraisals and quilt washing. I have a B.S. degree in textiles from Univ of MD, owned the Quilt Studio in Ellicott City for almost 10 years. Phone: 301-490-3544 Email: [ingestocklin@comcast.net](mailto:ingestocklin@comcast.net).

## CALENDAR

Nov 1 Love Quilt Tying  
Nov 5 Silent Auction to benefit Thanksgiving Baskets  
Nov 10 Linda Pool class, fee  
Nov 12 Love Quilt Tying  
Dec 1 Board Meeting  
Dec 3..Monday Party  
Dec 6..Thursday Party  
No other Dec meetings

\* \* 2008 \* \*

Jan 3 Thursday meetings resume; Love Quilts  
Jan 7 Monday meetings resume; Love Quilts  
Feb 2 Board Meeting  
Feb 9, 10 am - 4 pm Lois Smith class, fee  
Mar 8&9 Paula Nadelstern 2 day class, fee  
Mar 10, 7pm Paula Nadelstern lecture  
Apr 5 Board Meeting  
Apr 16-19, 2008 Quilt Show  
Apr 27 Barbara Olsen class, fee

## Faithful Circle Quilters

Anne Kelly, Editor  
P. O. Box 6231  
Columbia, MD 21045


Email: [editor@faithfulcirclequilters.com](mailto:editor@faithfulcirclequilters.com)

Faithful Circle Quilters  
welcomes anyone  
interested in quilts and  
quilting.

We meet on Monday  
evenings  
from 7 to 9 pm  
AND

Thursday mornings  
from  
10 am to 2 pm  
At the  
First Presbyterian  
Church on  
Rt. 108 at Rt. 29  
Columbia, MD

Please come join us and  
visit our web site at  
[www.faithfulcirclequilters.com](http://www.faithfulcirclequilters.com)



## Betty Kilroy Nov Birthday Party

03 Virginia Fry  
08 Demarys Davis  
09 Aurelia Dett  
11 Mary McCahill  
12 Maggie Nebel  
14 Emily Wheeler  
20 Sharon Smith  
21 Lorraine Rovig  
23 Linda Schiffer  
24 Janette Tarr  
28 Leah Hurwich  
29 Pam Cocanour