

The Circular

Vol. XXV No. 2 The Newsletter of Faithful Circle Quilters

November 2006

FCQ Officers

President
Nancy Evans

Thursday

Vice President
Monica Thomas
Secretary
Carol Petranek
Treasurer
Lynne Douglas

Monday

Vice President
Sharon Rhoton
Secretary
Julia Graves
Treasurer
Eleanor Moland

President's Message for November

Hi everyone! October has just flown by. The leaves are changing, and falling, and the temperatures have been dropping too.

Bill and I actually took a vacation together - what a novel idea! Santa Fe was the destination of choice. Good fortune was at hand, as the local guild was having its quilt show while we were there. Bill was quite delighted to tell everyone that we had arrived just the night before and the first place I wanted to go to was their quilt show. They had a lovely selection of quilts on display - by both men and women, which included a variety of well executed art quilts. The Santa Fe area is highly regarded for its interest in the arts. It was like having Sugarloaf and an ACC show at every corner!

While the eye candy in the southwest was wonderful, I also know that I am fortunate enough to enjoy the talents of our own members all the time. Whether it's the variety in the block of the month pieces, sharing a technique or workshop, show and tell, or looking through the website, we are blessed with a remarkable group of giving and talented people. I have been in awe the past two years at the Silent Auction. It is truly amazing what happens in less than an hour! Knowing that the proceeds help others makes it that much better.

November is a very special month. In its own way it touches my heart more than any other of the year. The first of the month is a reminder of everyone we have lost. We are then reminded to consider those individuals, past and present, whom we have chosen or who have volunteered to keep our homeland intact allowing us the
President's Message continued from page 1

joys of our daily life. Later in the month, this all gets topped off with the joy (and yes, sometimes stress!) of friends and family. November is all those things that we place the highest of value on, that are a core of our being, and are a reality.

I am grateful every day that I have a home, the ability to work and pursue interests, and know that there really are people and a dog that care about me. It really is Thanksgiving—every day.

Nancy Evans

**Please Come - Monday Nov 6
Silent Auction News**

You and your donations are needed on Monday Nov 6. The Silent Auction to benefit the Thanksgiving Baskets provided by the First Presbyterian Church needs you to come and shop as well. Guests are welcome, and all proceeds go to our host, First Presbyterian Church. Last year we raised over \$2,000 in 45 minutes of bidding - let's see if we can't beat that this year!

Linda Pool Trunk Show

Lecture - Linda Pool Trunk Show
Thursday, November 9, 2006
Linda Pool, well known appliqué artist and creator of the beautiful "The Bride" quilt, will be presenting a trunk show of her wonderful quilts. Stay tuned for the start time, and meanwhile, check out Linda's website at <http://www.lindaslance.com/> And coming soon - a class with Linda!

Feel free to bring another project though and just socialize!

Aurelia's Rain Date

No - you didn't miss Aurelia's fabric sale - it's been rescheduled. Aurelia is hoping that the third time will be the charm so here is a new date :

Fabric Yard sale November 4, 2006
from 10am - 3pm.

FCQ Membership Directory

The new 2006-07 Member Directory and membership cards are now available at all guild meetings. Please pick up your copy to help reduce postage costs. Any remaining directories not picked up by the end of January will be mailed. The name badges are also available at meetings.

Memberships are still being accepted. Dues are only \$15 a year. Online members can get a membership application form on the website at: <http://www.fithfulcirclequilters.com/membership/2006memberapp.pdf> Members joining late will be included in the appendix published in January. Your membership is welcome anytime during the year.

Sew In - Sudoku Surprise with Misha Bernard

Love Sudoku? Try it in a quilt! You will be surprised at how easily this quick quilt comes together. It has only right angles, very few seams and no points to match. The strength of this quilt is in the fabric choices, and best of all, there is no stress about the best arrangement of your fabrics! You use the Sudoku rules.

Saturday, November 11, 2006, 10am - 4 pm, Room 154

Supplies:

Usual sewing supplies (pins, thread, etc)
9 post-it notes (optional, bags to keep them separate)

fabric: 9 eighths (fat or lengths) which can be cut into 9 (nine) 3.5" squares in advance

1/2 yard for lattice (2" strips)

1/8 yard length (4 1" strips) for inner border

1/2 yard for outer border

Fabric selection: this is a good quilt to use your novelty or seasonal prints, as well as fabrics you don't want to cut such as large-scale orientals. It also works well with 9 different colors or 9 variations of the same hue, for example, nine blues.

Fall 2006 Quilt Challenge

It's a Winter Wonderland! Size: 160" perimeter maximum. The quilts from day and evening groups will all be shown in December at both winter guild parties. That is the deadline to finish. A fun challenge with few rules.

Circle of Friends Quilt Show

Inge Stocklin, Sandy McDonald, and Julia Graves would like to invite Faithful Circle members to attend the 7th Annual Circle of Friends Quilt Show on Wednesday, November 15, 1:00 to 3:00 p.m., at the Patuxent Institute for Women in Jessup, Maryland. As some of you know, each Friday we volunteers teach quilting to the female inmates at PIW. Many of these women have never quilted or sewn before, so quilting represents a new beginning for many of them. Again this year, the women are excited about the show and are looking forward to talking with quilters and friends who have been so supportive. All of the quilts and crocheted items they make must be donated to a local charity. They are in the process of picking a charity. If you would like to attend, please contact Sandy McDonald (410-461-4337) by November 8 to get your name on the list.

Before the show in November, the PIW quilts are on display at the main library in Columbia through November 13. If you are not able to attend the quilt show, please stop by the library to see the quilts. These quilts are gifts of love to area children from the women at PIW.


If you would like more information about the quilt show or the quilting program at PIW, please see Inge, Sandy, or Julia at one of the meetings. We will have fliers with directions. Mark your calendar and plan to attend. It's a fun and rewarding afternoon!

BOM

Wow -60 Halloween Blocks. That was enough for two winners. 30 won by Gwen Hartong and 30 won by Emily Wheeler.

HOLIDAY GIFTS

With the holidays coming, it's time to start preparing.



Hopefully this will put you in the mood!
Choose fancy fabrics for the wrapping paper

and the coordinating ribbon that inspire happy thoughts of the winter festivities. (Please try to avoid juvenile prints.) The background should be white fabric.

Block size: $10\frac{1}{2}$ inches unfinished, 10 inches finished. (Seams are always a scant $\frac{1}{4}$ inch; please check your seam allowance!)

From the white background fabric cut:

A: Three (3) triangles from $5\frac{7}{8}$ " squares

B: One (1) $2\frac{7}{8}$ " square (cut diagonally to form two triangles)

C: One (1) $1\frac{5}{8}$ " square (cut diagonally - use one triangle)

D: One (1) $2\frac{5}{8}$ " square

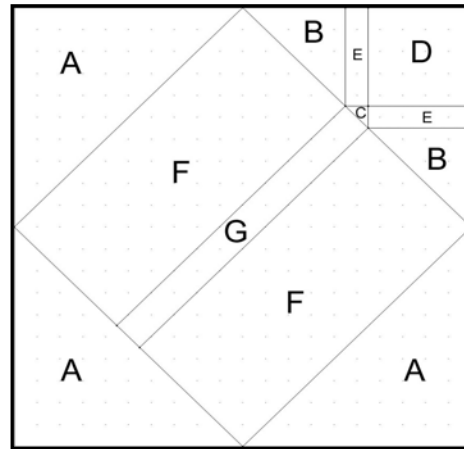
From Wrapping Paper Fabric cut:

F: Two (2) rectangles $3\frac{1}{2}$ " by $7\frac{5}{8}$ "

From Ribbon Fabric cut:

E: Two (2) rectangles $1\frac{3}{8}$ " by $2\frac{5}{8}$ "

G: One (1) rectangle $1\frac{5}{8}$ " by $7\frac{5}{8}$ "



Sewing Directions:

Sew F and G pieces to form the present

Sew one E to D

Sew remaining E to C

Sew ED to CE

Sew each B to each CE

Sew the ribbon section to FGF piece

Sew the three white triangles (piece A) to the present

This block will be given away in December. Don't forget the Amish Blocks for November 2.

Milltown Quilters' Workshop

Milltown Quilters is inviting FCQ members to attend a workshop.

There are 3 or 4 openings and you are sure to enjoy Jeanne's work:

Pressed for Time: Pen and Ink and Botanical Imagery in Appliqué

Wednesday, November 8 9:30 to 4:00 at the Church classroom upstairs

Cost for non-members is \$36.

Contd on next page

Contd from previous page

If you're interested, please contact Casey Dutton at 301-829-0295 or e-mail at wduutton@netzero.com. If Casey can't be reached, try Shirley Carey at e-mail scarey5057@comcast.net or phone 410-997-7158.

T-SHIRT MEMORIES QUILT CLASS AT FRIENDSHIP STAR QUILTERS

SUNDAY, NOVEMBER 5, at the Potomac Community Center, 9am-4pm Workshop with Lauren Kingsland, "A Scrapbook You Can Sleep Under."

Making a T-shirt quilt is an imaginative, accessible way to transform laundry into legacy! Whether you are an experienced quilter or new to sewing, Lauren will help you create a lasting heirloom from treasured T-shirts. You will go step-by-step through the process of making a T-shirt quilt that will really show off your special memories.

FSQ members \$40.00, non-members \$45.00

Complete a registration form <http://www.friendshipstar.org/calendar.htm> and mail, with your check to


Coralyn Colladay (colladay@his.com)
Programs Co-Chair, FSQ
9631 Dewmar Lane
Kensington, Maryland 20895

A supply list will be sent by return mail.

Any more questions? Coralyn Colladay at 301-933-0687

Sue Moats adds that Lauren Kingsland is an excellent quilting artist/teacher and her Extraordinary T-Shirt Quilt class is great for those interested in making a memory quilt. She gives good instructions for basic quilt block/top construction as well as many creative ideas. Her method of "stabilize, piece first, then cut" makes it easier to work with the stretchy T-tops. She is the author of a new book: [The Extraordinary T-shirt Quilt~A Scrapbook You Can Sleep Under.](#)

Being able to take the class with her through Friendship Star Quilt Guild is a great opportunity to get a good start on a gift for someone or yourself.



Faithful Circle Quilters

Anne Kelly, Editor
P. O. Box 6231
Columbia, MD 21045


Email: editor@faithfulcirclequilters.com

Faithful Circle Quilters
welcomes anyone
interested in quilts and
quilting.

We meet on Monday
evenings
from 7 to 9 pm
AND

Thursday mornings
from
10 am to 2 pm
At the
First Presbyterian
Church on
Rt. 108 at Rt. 29
Columbia, MD

Please come join us and
visit our web site at
www.faithfulcirclequilters.com



Betty Kilroy November Birthday Party

03 Virginia Fry
12 Maggie Nebel
14 Emily Wheeler
20 Sharon Smith
21 Lorraine Rovig
23 Linda Schiffer
24 Janette Tarr
28 Leah Hurwich
29 Susan Lee Bechtold
29 Pam Cocanour

CALENDAR

Nov. 2 Love Quilt Tying
Nov. 6 Silent Auction for Thanksgiving
Baskets
Nov 9 Linda Pool Trunk Show
Nov. 11 Sew In - Sudoku Surprise Project
Nov. 13 Love Quilt Tying & Dessert Night
Nov. 18 Board Meeting
Dec. 7 Holiday Party - last meeting of 2006
Jan. 8 Love Quilt & Dessert Night
Jan. 11 Love Quilts