

The Circular

Vol. XXIV No. 5 The Newsletter of Faithful Circle Quilters

February 2006

President's Message

Dear Fellow Quilters,

Our Quilt Show Chair, Peg McClelland, is busily coordinating all the committees and responsibilities so vital to a successful show. She has asked members to begin thinking about which committee(s) they would like to help with and I hope you will each be able to participate in some way. Experience is NOT required; just a willingness to help.

Speaking of experience, please don't believe that because you did a project you felt was "beginner friendly" that it isn't good enough for the show. This is not a judged competition, but a way to display ALL our members' works; to each other, to friends, and to the community. This is the best way possible to promote the quilting arts! If every quilt in the show looked like it was the "Best of Show" in Houston, how many potential new quilters would be frightened away? We also don't have space for every member to enter a queen sized quilt, so obviously, we are also very glad to see smaller items displayed. Again, these show versatility and might encourage those who are too intimidated by the sheer size of the larger pieces.

Our raffle quilt ticket sales are moving very slowly this year and we need to make an effort to pick up the pace. We rely on the proceeds of this drive to help to substantially fund the Guild during the two years between shows. Please see Margo Cramer for tickets!

Finally, in the last couple of months prior to a show, we like to offer a few demonstrations at meetings that will be helpful in finishing a quilt or wall hanging. If you have any detail you would like explained, or if you would be willing to show others your favorite method, please contact Nancy Meier or myself.

Happy stitching!
Irma Bast
President

FCQ Officers

President

Irma Bast

Thursday

Vice President

Monica Thomas

Secretary

Lauren Swanger

Treasurer

Carolyn May

Monday

Vice President

Nancy Evans

Secretary

Emilie Sadowsky

Treasurer

Carol Roberts

Quilt Show Update

It is hard to believe, but the quilt show is less than 12 weeks away. Carol Roberts and her committee have started to register quilts for the show. We have started to collect things for the Raffle Basket and door prizes. I hope the following information will be helpful, particularly for people who are new to the guild and haven't participated in prior shows. Please feel free to call Peg McClelland (410-465-1825) or be in touch via e-mail (ppmc9877@aol.com) if you have any questions.



Commonly Quilt Show Asked Questions:

1. Who can hang quilts in the show?

All Guild members can register a quilt to hang in the show. Each member may register:

- One large quilt and up to two other sizes
OR
- Up to four quilts (or projects) in smaller categories

See the January newsletter or look at the Faithful Circle web site to find the forms you will need to register your quilt. Forms will also be available at both the night and day meetings. Registration began on January 23, and will end on March 23. There will be someone available to register your quilt(s) at both the day and evening meetings. Please remember that your quilt must be finished at the time of registration.

2. What are the types and sizes of quilts that members can hang?

The following are the categories for the 2006 show:

- Large (77" wide or larger)
- Medium (41" to 76" wide)
- Small (19" to 40" wide)
- Miniature (18" or smaller)
- Wearable
- Other (dolls, pillows, table runners, stockings, bags, etc.)

3. What is needed to prepare a quilt for the show?

Quilts must already be completed when you register them. Large quilts need to have a sleeve attached. Other quilts do not need a sleeve.

4. How should quilts be labeled?

The registration form contains all of the information that is needed for the paper label that will accompany each quilt. This should include maker's name, owner's name, credit to anyone who helped, including the quilter and if the quilt be offered for sale. In addition, we encourage members to create and attach a cloth label securely to the back of each quilt or wearable art piece as a precaution - and an excellent way to document your work for posterity.

5. Can members show a quilt that was shown in a previous Faithful Circle show?

No - but you can show a quilt that has been in any other quilt show.

6. How can I volunteer for the show?

Every member is asked to support our show by volunteering in one or more ways. We need members to:

- Sell raffle tickets. We sold almost 8000 tickets for the last raffle quilt. Please see either Peg McClelland or Margo Cramer for a packet of tickets to sell.
- Take the raffle quilt to other venues and sell raffle tickets.
Are you a member of another guild? Or do you teach at one of the local quilt shops? Maureen Craig maintains the schedule for the showing of the raffle quilt. Please contact her if you have an event where the guild can sell raffle tickets.
- White glove and sell raffle tickets at the Mid-Atlantic Quilt Festival in



Hampton Roads, VA in February. The quilt will hang at that show from February 23-26. We need volunteers to sell raffle tickets for our quilt for the entire time. We also need 32 hours of white glove volunteering on Friday February 24. We have sign up sheets available. Please sign up at a guild meeting or contact Peg McClelland or Maureen Craig.

- Donate items for the Silent Auction. Please note that we would like all items submitted on or before April 5.
- Volunteer to help with set up on April 19; during the show on April 20 - 22; and as we are breaking the show down on April 22.

There is an incredible amount of work that goes into making the show a success and there will be many opportunities for members to be involved. There will be sign up sheets for the various committees. Please plan to give freely of your time. Please contact our Volunteer Chair, Carol Petranek at 301/572-4105 or carol.petranek@verizon.net if you can help. Our success depends on you!

7. How do you find help on how to square up a quilt, sew on a sleeve, etc.?

Check the newsletter for the schedule of upcoming informational demos on topics that will help you get your quilt ready for the show. Demos are being scheduled for both the day and evening meetings.

Quilt Show Demonstrations

The schedule for demonstrations during our April Quilt Show is now being put together. If you have a quilting technique or project you'd like to show your fellow quilters during a 15-20 minute demo, please contact Maria O'Haver.

Pre-Quilt Show Demos

It's time to get those quilts finished up for the show, especially if you want to beat the reservation rush. Two members have offered to give demos on finishing techniques after the Thursday meetings. Maybe some others will come forward to

help the night group. Just let Nancy Meier know.

Feb. 9 - Kristine Fisher will demonstrate her technique for squaring off a quilt.

Feb. 16 - Eleanor Fabiszak will provide her expertise in quilt binding.

Coming Classes

More Wonderful Machine Quilting with Lois Smith March 11, 10am - 4pm. Are you looking for something new to add to your machine quilting fun? Add new free motion designs. Feel confident as you swirl across your fabric. Discover spirals, flames and continuous connected stars. Echo and outline flowers and other designs. Learn to make beautiful feathers to fill in blank spaces. Then, make a surprise zippered bag in class using one of your stitched



samples. The cost is \$20.

Class "Stripper's Mystery" - Gyleen Fitzgerald May 13, 2006, 10am - 4pm


So what do you get when you combine 20 strips of fabric with one absolutely fantastic focus fabric? You are the only one who knows and this is your mystery to solve. The layouts are fun, fast and endless. The quilts range from 25" to 50". You can choose ½ square triangles, 16 patches, Chinese coins or pyramids (to name a few) to solve the mystery. So get out your Sherlock Holmes attitude and begin the Stripper's Mystery. Gyleen says this is really fun and relaxing. Please visit her web site <http://www.colourfulstitches.com> Click on "Lectures & Workshops" and you'll see a sample of the "Stripper's Mystery" project.

Bus Trips

There are 3 bus trips scheduled for 2006. They are Friday April 7, Quilters Heritage Quilt show in Lancaster PA. Cost is \$43.00 which includes bus fee, driver's tip and entrance ticket; Friday September 15, Pennsylvania National Quilt Extravaganza XIII in Fort Washington PA. Cost is \$43.00 which includes bus fee, driver's tip and entrance ticket; and Friday October 6 Shopping trip to Souders, lunch at Shady Maple and shopping at Zooks and the Kitchen Kettle area. Cost is \$43.00 which includes bus fee, driver's tip and lunch at Shady Maple. Remember the trips to Lancaster and Fort Washington do not include lunch, you may buy your lunch there or bring your lunch as the bus stays with us and the driver will have the bus open for an hour around lunchtime so you can return to the bus for your lunch. We are taking sign-ups and checks now. Be sure that the checks are made out to Miltown Quilters. Leah Hurwich and Jean Webster will be accepting names and checks. Remember there is a new coordinator at Miltown and she would like to have your payment in full, a month before the trip. Jean's number is 240-568-9746, and new e-mail is jwebster222@comcast.net. Leah's number is 410-730-2334 and her e-mail is melh310@comcast.net.

Love Quilts - Thursday Group

We've run out of Love Quilt tops for tying! In preparing for February's Love Quilt Tying day, we used up all the remaining sewn tops. If you have some time in the next several weeks to piece a top, please take home a Love Quilt Kit to sew. Kits are available at all Thursday meetings or by contacting Maria O'Haver. Thanks!!



Retreat Information Coming Soon

This year's retreat will be held at the Town Hill Bed and Breakfast in Little Orleans, MD July 14-16. Maria O'Haver will be our teacher and we're all excited!!!! More info will be available at the meetings and in the next bulletin.

Betty Kilroy February Birthday Party



- 03 Pippa Ord
- 06 Barbara Bennett
- 06 Sandy Lynch
- 08 Jean Webster
- 09 Sue Moats
- 11 Deborah Kinsey
- 13 Karen Kaiser
- 14 Ann Stein
- 15 Pam Smith
- 15 Pam Wilson
- 16 Kathy Farnsworth
- 19 Peg McClelland
- 21 Eleanor Fabiszak
- 23 Elaine Kolpack
- 24 Sue Haynie
- 27 Joan Scaffidi
- 28 Jonnifer Lennon

Member News

Eleanor Fabiszak traveled to Poland, Czech Republic, Australia and Vienna in October. Eleanor met her daughter and her daughter's fiancé in Vienna. Eleanor's daughter was married December 23, 2005 in Madison, Wisconsin.

Gerry Pickering spent Christmas in France with her husband where they went down the Rhine River in a riverboat.

Pat Heitmann has started a quilting class at a Senior Center. She also calls bingo at the center.

BOM

Congratulations to Irma Bast who won our January "Hearts and Flowers" blocks. Irma hopes to put them into a small wall hanging in time for Valentines Day.

March "Into the Woods" with our next block of the month. This block should be 12 1/2" unfinished and have at least one brown and one green fabric and should have a nature theme, like Bear's Paw, Delectable Mountains, Lady of the Lake, etc., or use a design of your choice featuring at least 3 flying geese. I chose "Arrowheads" a block featured on McCalls quilting site. This site is an excellent source for blocks of the month. All blocks feature complete instructions and diagrams. Check it out! All remaining BOM samples are available for viewing. June's "At the Beach" sample blocks have patterns which are available in the BOM box. Feel free to take the patterns for your BOM use or create a beach pail and flip flops from your own pattern library.

BOQ – Spring 2006

Nancy Evans promises a simple one as we have the Quilt Show coming up. On that

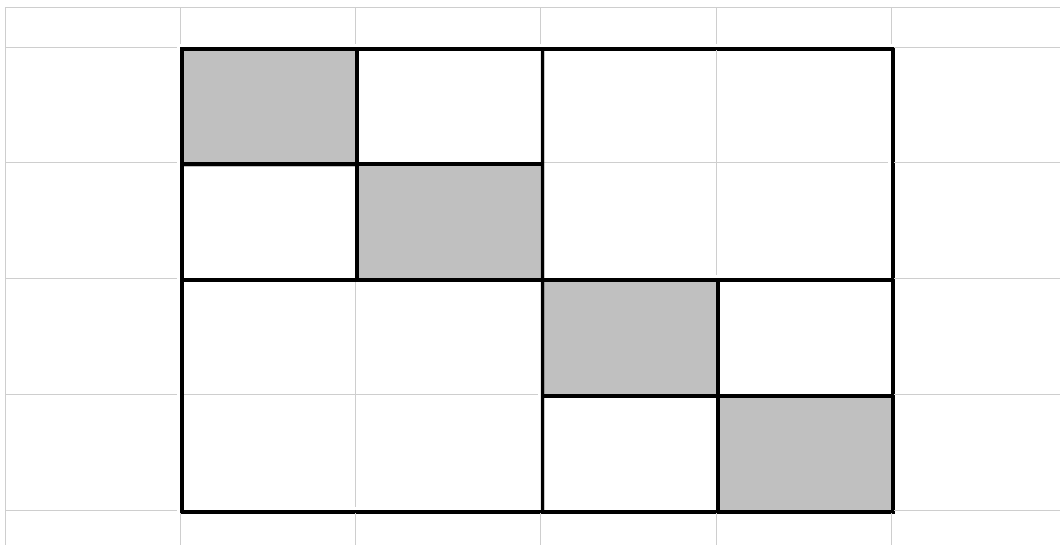
note the block is a four patch in red and white. The block itself is made up of four squares - two squares and two four patch squares. The finished size will be 8" (unfinished 8 1/2"). The colors are red and white. The white may be solid, a tone on tone or even use a subtle red print on a white background. And if you're really enthusiastic it's okay to add some embroidery to the plain squares!

You'll need two 4 1/2" squares and one strip 2 1/2" x 10" of your white fabric. You will also need a 2 1/2" x 10" strip of your red fabric.

Sew the red and white strips together, with the seam on the 10" side. Press the seam to the dark side. Cut the strip into four 2 1/2" pieces - there will be some strip left over. Alternating the light and dark sew these strips into two - four patch blocks. Press your seams.

Take these two four patch blocks and piece with the two solid blocks, placing their counterpart in the opposite corners. ***In piecing the block be sure to keep the red squares to the outside corners.***

Spring BOQ




Faithful Circle Quilters

Beth Allendoerfer, Editor
P. O. Box 6231
Columbia, MD 21045
Email: editor@faithfulcirclequilters.com

Faithful Circle Quilters
welcomes anyone
interested in quilts and
quilting.

We meet on Monday
evenings
from 7 to 9 pm
AND
Thursday mornings
from
10 am to 2 pm
At the
First Presbyterian
Church on
Rt. 108 at Rt. 29
Columbia, MD

Please come join us and
visit our web site at
www.faithfulcirclequilters.com



Feb 2	Love Quilt Tying
Feb 9	Squaring a Quilt
Feb 16	Binding a Quilt
Feb 24	Deadline for newsletter
Mar 2	Love Quilt Tying
Mar 11	Lois Smith Class
Mar 23	Quilt Registration Ends
Mar 27	Deadline for newsletter
Apr 6	Love Quilt Tying
Apr 7	Quilter's Heritage Bus Trip
April 18-19	Quilt Show Setup
Apr 20-22	Quilt Show
May 6	Love Quilt Tying
May 13	Gyleen Smith
July 14-16	Retreat